



CALIBER
Public Safety

Online RMS

Product Release Bulletin
Version 10.26

Nov 23, 2016

2429 Military Road, Suite 300 | Niagara Falls | NY | 14304

Phone: 716.297.8005 | Fax: 716.297.4499 | www.caliberpublicsafety.com

REVISION HISTORY

Revised By	Revision Date	Version	Notes
T. Thompson	11/23/2016	1.0	Original Document – Draft for RTO

TABLE OF CONTENTS

Revision History	1
Table of Contents	2
Introduction	4
Release Milestones	5
New Features & Enhancements.....	6
Logo & Branding – Caliber Public Safety	6
IA-59826: Online RMS - Login Screen Changes.....	6
New Feature – Photo lineup	7
IA-56326: Photo Lineup Module.....	7
RMS Chart Enhancements	19
IA-59787: Enhance Home Page Non-Approved Reports to Focus on Original Incident Only	19
IA-59789: Enhance RMS Charts - Unapproved Incidents - Include Filter for Supp #0 only.....	20
Search Enhancements.....	21
IA-59468: Enhance the One line address search to improve the relevance of the search results.....	21
IA-57656: Citations - Use New Quick Search	22
IA-59480: Field Contact - Add ability to search by Custom Fields.....	23
Administration Enhancements	24
IA-59361: Set Display modules for Charge Codes and Arrest Charge Codes	24
IA-60049: Expire Temp Passwords	25
IA-58460: Enhance Incident Security Work Groups Codes to Support default Exclusive Flag	28
IA-59425: Roles - Permissions are now listed in order when viewed	29
Evidence Enhancements	30
IA-59889: Evidence – Auction Amount isn't known when property goes to auction	30
IA-35145: EVIDENCE - Add Agency Name to New Evidence Barcode Label	31
Tow Impound Enhancements	32
IA-59426: Tow/Impound – Only Display Active Agencies in Agency LOV	32
IA-58794: Tow/Impound - Information not transferring from Field Arrest to Incident Report.....	33
Interface Enhancements	34
IA-59832: Enhance Vehicle matching logic for import interfaces	34

IA-52455: RMS/CAD Interface-Handling Rescinded Cases/Incidents.....	34
IA-57922: CAD to RMS – New Configuration option to not create RMS incident Report from CAD Run #'s.....	35
Incident Report Enhancements	36
IA-59012: Incident Report - Changing Officer's Jurisdiction Changes Officer's Agency on Reports.....	36
IA-58948: IBR Module: Warnings resolved in a subsequent supplement still appears in the Warnings tab.....	37
IA-59450: Review Routing - Add reviewing officer information to printed report	38
IA-51623: Incident Print-Offense Attempted/Completed	38
IA-36660: Add Control (Ctrl) and Shift multiple select on Incident Type Report Filter	39
CFS Enhancements.....	40
IA-54588: Display CAD spill Agency instead of user Agency.....	40
Follow-up Investigative Case Management Enhancements	41
IA-58770: Case Management - Print Custom Fields.....	41
IA-56056: Case Management - Time Format Issue.....	41
Master Indices Enhancements	42
IA-58495: Master Indices - Person - Allow Updating of Unknown Race / Sex / Ethnicity	42
IA-59930: Master Person: change "add mugshot" link to say "add person image" on Person Detail screen.....	43
IA-58391: Master Person: Display date of most recent event in all common event association grids.....	44
APPENDIX: 10.26.0 Product Change Notice (PCN) - Detailed JIRA Listing	45
Table A: Release Enhancements and product Software Issue Resolutions	45

INTRODUCTION

This document provides an overview of the software changes being delivered in the 10.26.0 release of the Online RMS product. This document is intended to provide information to assist in release preparation activities including:

- Internal staff training
- Customer release training
- Customer release notes
- Release announcement and promotion
- Online help and eLearning updates
- Updates to web site product information and product collateral

RELEASE MILESTONES

The following table contains the high level release milestones for the Online RMS 10.26.0 release.

End Date	Milestone
06 Sep 2016	10.26 Sprint 1 Starts
08 Sep 2016	10.25 Code Branch
13 Sep 2016	10.25 Release Available
19 Sep 2016	10.26 Sprint 1 Ends
20 Sep 2016	10.26 Sprint 2 Starts
27 Sep 2016	10.25.1 Code Lock
03 Oct 2016	10.26 Sprint 2 Ends2
04 Oct 2016	10.25.1 Service Pack Available
04 Oct 2016	10.26 Sprint 3 Starts
17 Oct 2016	10.26 Sprint 3 Ends
18 Oct 2016	10.26 Sprint 4 Starts
25 Oct 2016	10.25.2 Code Lock
31 Oct 2016	10.26 Sprint 4 Ends
01 Nov 2016	10.26 Feature Lock / Stabilization Sprint Start
01 Nov 2016	10.25.2 Service Pack Available
23 Nov 2016	Release to RT0 (Training / Demo Environments0
28 Nov 2016	Stabilization Sprint Ends
29 Nov 2016	10.27 Sprint 1 Starts
01 Dec 2016	10.26 Code Branch / Final Build
06 Dec 2016	10.26 Release Available

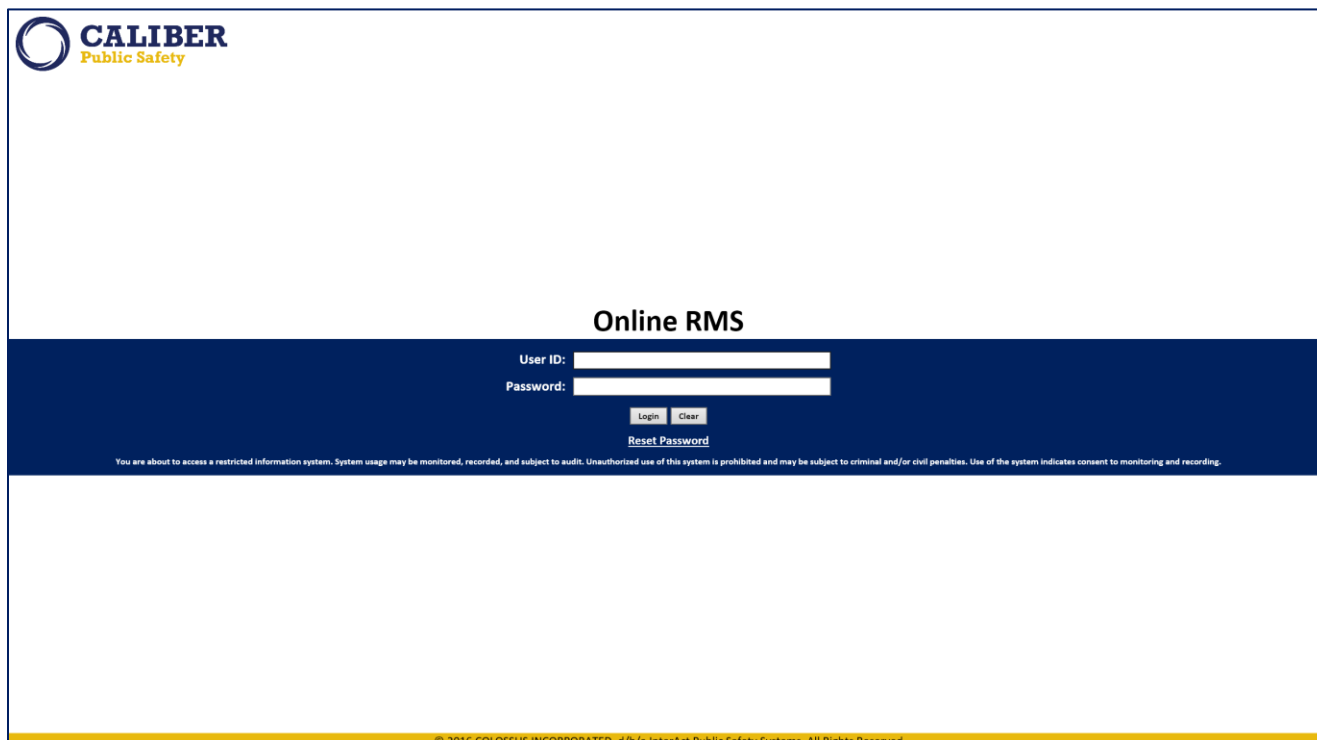
NEW FEATURES & ENHANCEMENTS


The following are the new features and enhancements included in the release of Online RMS version 10.26.0.

LOGO & BRANDING – CALIBER PUBLIC SAFETY

IA-59826: *Online RMS - Login Screen Changes*

The **Online RMS login page** has been extended to a **full screen display** for readability and Caliber Public Safety product consistency.



 **CALIBER**
Public Safety

Online RMS

User ID:

Password:

[Reset Password](#)

You are about to access a restricted information system. System usage may be monitored, recorded, and subject to audit. Unauthorized use of this system is prohibited and may be subject to criminal and/or civil penalties. Use of the system indicates consent to monitoring and recording.

© 2016 COLOSSUS INCORPORATED, d/b/a InterAct Public Safety Systems. All Rights Reserved

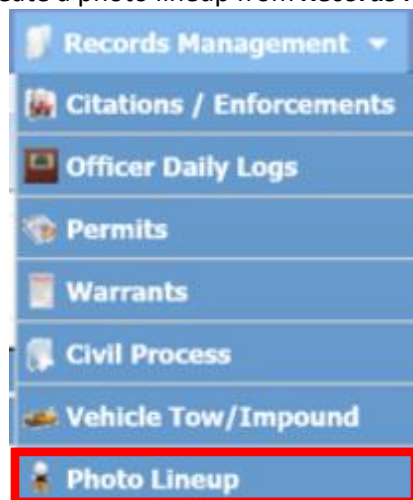
NEW FEATURE – PHOTO LINEUP**IA-56326: Photo Lineup Module**

The Photo Lineup is a **new module** within Online RMS that will allow users to **create, save, and edit photo lineups** for persons. The photo lineup module is available as a **standard product capability** to agencies and users that have full subscription access to the Online RMS. The module has been **enabled for all agencies** for **initial deployment**. Please contact Caliber Support if you **Do Not** desire this feature be enabled for your agency. In conjunction with this new module, person images were also enhanced to support selection of the **person image type** (**Mugshot, DL Photo**, etc.) as well as the capability to mark an image as the **primary display image** for a person. The person image type supports a configuration option to indicate if a person image type should be available for use in the photo lineup module.

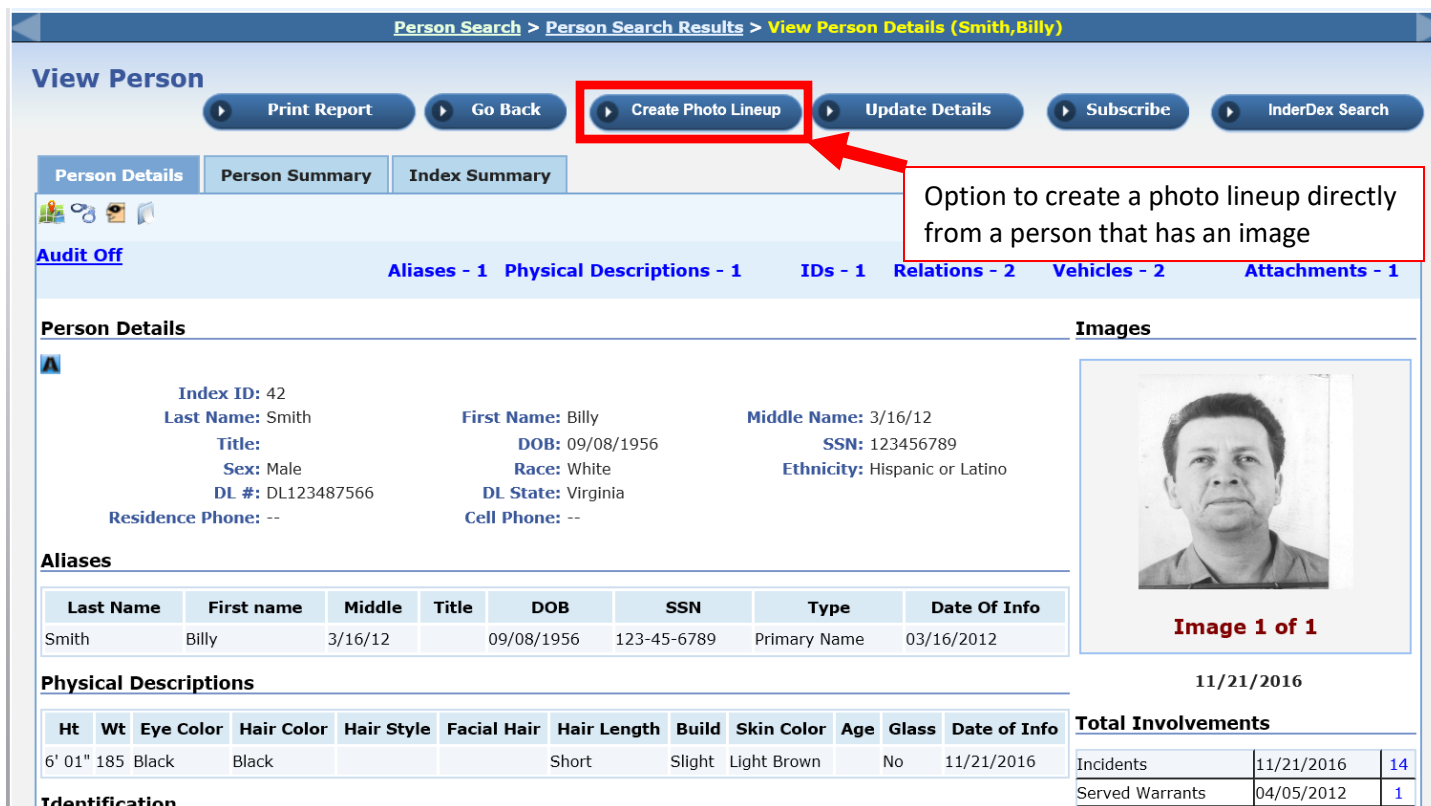
Access to create, edit, view, or delete a photo lineup is controlled via **role permission categories**. Additionally, there are maintenance configurations to support the number of images allowed for a lineup and default **+/- range parameters** for **person height, weight, and age**.

The photo lineup can be **accessed** from the following areas within the Online RMS:

1) Create a photo lineup from *Records Management Menu*



2) Create a photo lineup from *View and Edit Person* pages



Person Search > Person Search Results > View Person Details (Smith,Billy)

View Person

Print Report Go Back **Create Photo Lineup** Update Details Subscribe IndexDex Search

Person Details Person Summary Index Summary


[Audit Off](#)

Aliases - 1 Physical Descriptions - 1 IDs - 1 Relations - 2 Vehicles - 2 Attachments - 1

Person Details

Index ID: 42
Last Name: Smith
First Name: Billy
Middle Name: 3/16/12
DOB: 09/08/1956
SSN: 123456789
Title: 3/16/12
Sex: Male
Race: White
Ethnicity: Hispanic or Latino
DL #: DL123487566
DL State: Virginia
Residence Phone: --
Cell Phone: --

Images


Image 1 of 1
11/21/2016

Aliases

Last Name	First name	Middle	Title	DOB	SSN	Type	Date Of Info
Smith	Billy	3/16/12		09/08/1956	123-45-6789	Primary Name	03/16/2012

Physical Descriptions

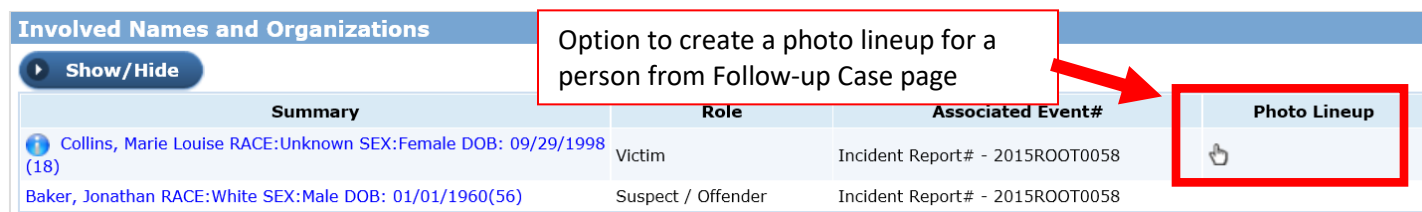
Ht	Wt	Eye Color	Hair Color	Hair Style	Facial Hair	Hair Length	Build	Skin Color	Age	Glass	Date of Info
6' 01"	185	Black	Black			Short	Slight	Light Brown	No		11/21/2016

Identification

Total Involvements



Incidents	11/21/2016	14
Served Warrants	04/05/2012	1

3) Create a photo lineup from *Involved Names and Organizations* grid in the *Follow-up Case Management* module



Involved Names and Organizations

Show/Hide

Summary	Role	Associated Event#	Photo Lineup
 Collins, Marie Louise RACE:Unknown SEX:Female DOB: 09/29/1998 (18)	Victim	Incident Report# - 2015ROOT0058	
Baker, Jonathan RACE:White SEX:Male DOB: 01/01/1960(56)	Suspect / Offender	Incident Report# - 2015ROOT0058	

A **sample workflow** for creating a photo lineup from a Master Person page will be reviewed to provide an overview of the photo lineup capabilities. Please take the opportunity to review this new module in your **training system** or contact Caliber Support if training is desired.

- **Search** and **select** a person from the master name index that has a **person photo**. If the person does not have a photo, select to add a person photo.
- Select the **Create Photo Lineup** button

Person Search > Person Search Results > View Person Details (Smith,Billy)

View Person

Print Report Go Back **Create Photo Lineup** Update Details Subscribe IndexDex Search

Person Details Person Summary Index Summary

Audit Off Aliases - 1 Physical Descriptions - 1 IDs - 1 Relations - 1

Person Details

Index ID: 42
 Last Name: Smith First Name: Billy Middle Name: 3/16/12
 Title: DOB: 09/08/1956 SSN: 123456789
 Sex: Male Race: White Ethnicity: Hispanic or Latino
 DL #: DL123487566 DL State: Virginia
 Residence Phone: -- Cell Phone: --

Aliases

Last Name	First name	Middle	Title	DOB	SSN	Type	Date Of Info
Smith	Billy	3/16/12		09/08/1956	123-45-6789	Primary Name	03/16/2012

Physical Descriptions

Ht	Wt	Eye Color	Hair Color	Hair Style	Facial Hair	Hair Length	Build	Skin Color	Age	Glass	Date of Info
6' 01"	185	Black	Black			Short	Slight	Light Brown	No		11/21/2016

Images




Image 1 of 1

11/21/2016

Total Involvements

	Date	Count
Incidents	11/21/2016	14
Served Warrants	04/05/2012	1

Identification

Option to create a photo lineup directly from a person that has an image

- **Confirm** the creation of the photo lineup for the person

View Person

Print Report Go Back **Create Photo Lineup** Update Details Subscribe IndexDex Search

Person Details Person Summary Index Summary

Audit Off Aliases - 1 Physical Descriptions - 1 IDs - 1 Relations - 2 Vehicles - 2 Attachments - 1

Person Details

Index ID: 42
 Last Name: Smith First Name: Billy Middle Name: 3/16/12
 Title: DOB: 09/08/1956 SSN: 123456789
 Sex: Male Race: White Ethnicity: Latino
 DL #: DL123487566 DL State: Virginia
 Residence Phone: -- Cell Phone: --

Aliases

Last Name	First name	Middle	Title	DOB	SSN	Type	Date Of Info
Smith	Billy	3/16/12		09/08/1956	123-45-6789	Primary Name	03/16/2012

Physical Descriptions

Ht	Wt	Eye Color	Hair Color	Hair Style	Facial Hair	Hair Length	Build	Skin Color	Age	Glass	Date of Info
6' 01"	185	Black	Black			Short	Slight	Light Brown	No		11/21/2016

Images




Image 1 of 1

11/21/2016

Total Involvements

	Date	Count
Incidents	11/21/2016	14
Served Warrants	04/05/2012	1
Field Arrests	11/21/2016	6

Identification

Message From Online RMS

Create Photo Lineup For This Person?

Yes No

- The primary person photo displays under the **Suspect tile window** on the left side of the page. The left side tile window can be expanded by **clicking on the edge** with the mouse pointer and dragging to the right.
- Enter a **name** for the photo lineup
- Click on the **Suspect Physical Description** drop down menu to select the physical description information for the person image to use for searching and finding similar images. The **default +/- range parameters for person height, weight, and age** will automatically populate.
- **Add, Subtract, or Modify** the search parameters as desired. The max number of photos for the search results can be adjusted as needed.

Mr. Tester@BP Test (TSTC) (District 42, Versailles) (Emulation) (Main User)

Lineup

Name: * 2016R001206

Photo Count: 5

Created By: Tester, Mr.

Date Created: 11/22/2016 0007

Completed: Not Complete

Suspect

Billy 3/16/12 Smith

Race: White; Sex: Male; Ethnicity: Hispanic or Latino;
DOB: 09/08/1956
Height: 6' 01"; Weight: 185; Eye Color: Black; Hair Color: Black; Hair Length: Short; Skin Color: Light Brown;
Build: Slight; Date Of Info: 11/21/2016;
Change Suspect | Remove Suspect

Physical Description Search | Upload Images | Uploaded Image Library | Access Log

Search On Suspect Physical Description: Build: Slight, Eye Color: Black

Enter one or more search terms and press search. Limit results to: 50 Records

Height: 5 feet 11 inches To: 6 feet 03 inches Weight: 180 to 190

Sex: Male Race: White Ethnicity: Hispanic or Latino

Eye Color: Black Skin Color: Light Brown Build: Slight

Hair Color: Black Hair Style: -Select- Hair Length: Short

Facial Hair: -Select- Glasses: -Select- Age: to

Image Type: -Select- Image Date: to

SMT Type: -Select- SMT Location: -Select- SMT Description:

Gang Member: ☐

Search Reset

Enter one or more search terms and click Search to continue

- Search to find **matching photos** from persons entered in the Online RMS that have person images

Physical Description Search | Upload Images | Uploaded Image Library | Access Log

Search On Suspect Physical Description: -Select-

Enter one or more search terms and press search. Limit results to: 50 Records

Height: -Select- feet -Select- inches To: -Select- feet -Select- inches Weight: to

Sex: Male Race: -Select- Ethnicity: -Select-

Eye Color: -Select- Skin Color: -Select- Build: -Select-

Hair Color: -Select- Hair Style: -Select- Hair Length: -Select-

Facial Hair: -Select- Glasses: -Select- Age: to

Image Type: -Select- Image Date: to

Optional:

SMT Type: -Select- SMT Location: -Select- SMT Description:

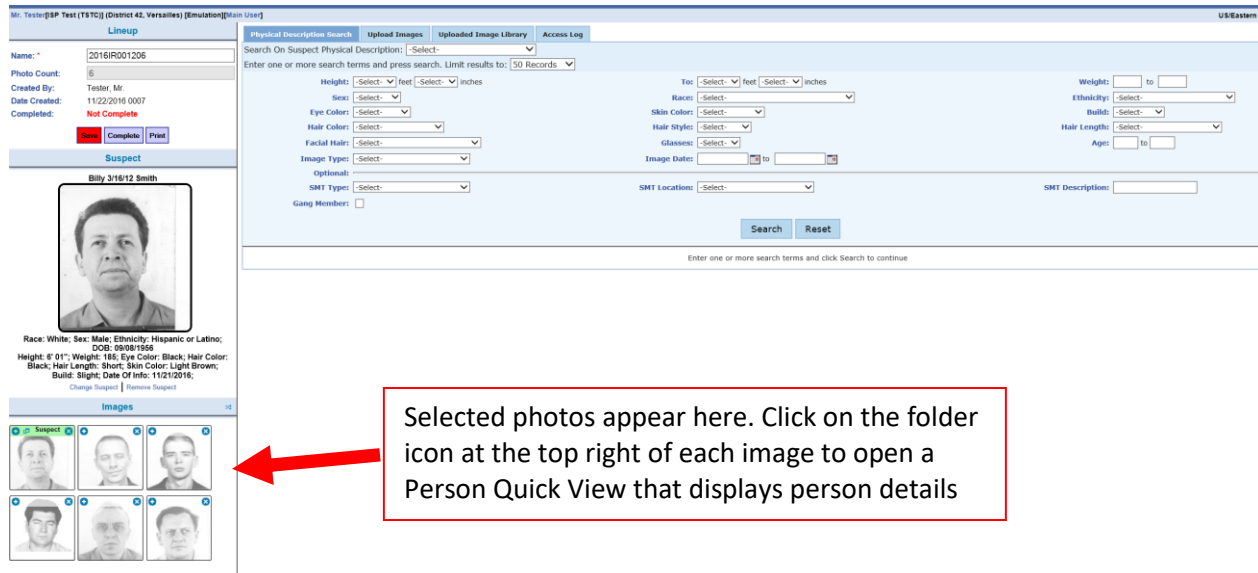
Gang Member: ☐

Search Reset

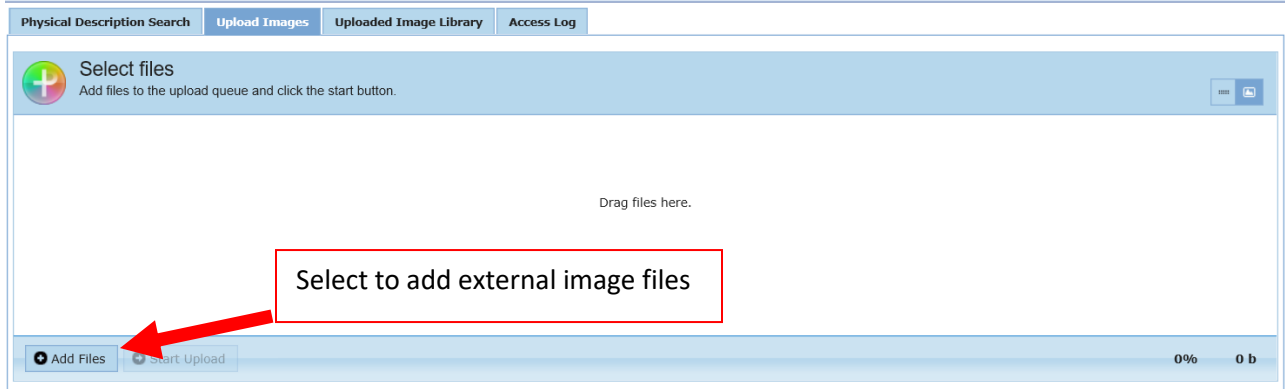
Displaying 65 records out of 65 found.

Double Click An Image To Add It To The Lineup

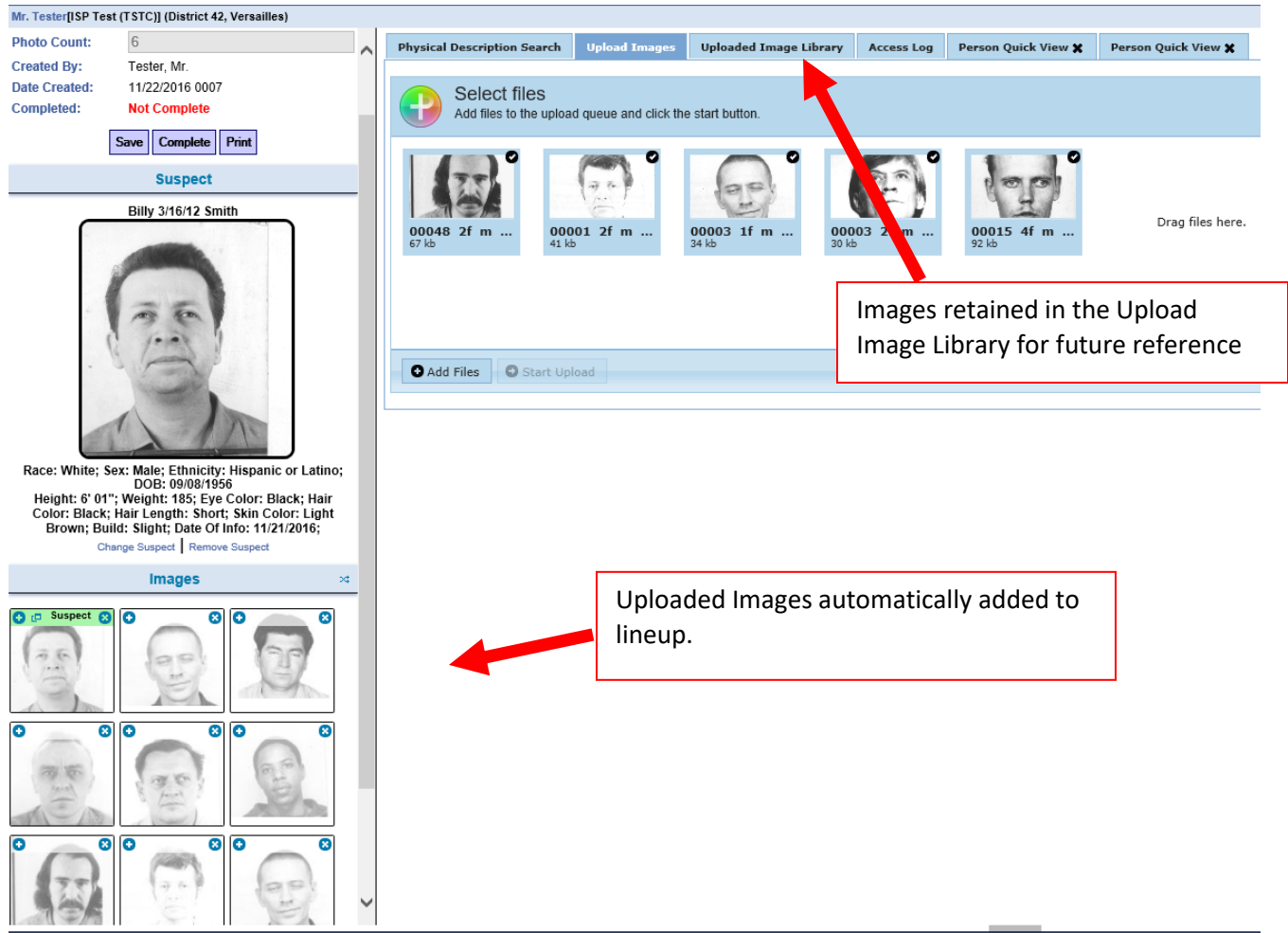
- Double click to select and add comparison photos to your lineup.



- If you are unable, to locate suitable comparison photos to include in the lineup from images in the master person file in the Online RMS, a feature was added to the **Lineup module** to allow users to **load comparison images from their computer or local / network drive**.
- Click on the **Upload Images tab, Add Files**, and select to add one or more comparable images



- Imported image files will be automatically added to the lineup and also saved in the **users Uploaded Image Library** tab for future use. Images can be deleted from the Image Library by the user as needed.



Mr. Tester [ISP Test (TSTC)] (District 42, Versailles)

Photo Count: 6
Created By: Tester, Mr.
Date Created: 11/22/2016 0007
Completed: **Not Complete**

Suspect

Billy 3/16/12 Smith

Race: White; Sex: Male; Ethnicity: Hispanic or Latino; DOB: 09/08/1956
Height: 6' 01"; Weight: 185; Eye Color: Black; Hair Color: Black; Hair Length: Short; Skin Color: Light Brown; Build: Slight; Date Of Info: 11/21/2016;
Change Suspect | Remove Suspect

Images

Physical Description Search | **Upload Images** | Uploaded Image Library | Access Log | Person Quick View ✕ | Person Quick View ✕

Select files
Add files to the upload queue and click the start button.

00048 2f m ... 67 kb
00001 2f m ... 41 kb
00003 1f m ... 34 kb
00003 2f m ... 30 kb
00015 4f m ... 92 kb

Drag files here.

Images retained in the Upload Image Library for future reference

Uploaded Images automatically added to lineup.

Save Complete Print

- When all images have been selected, click the **Print** button to print the photo lineup

Name: * 2016IR001206

Photo Count: 6

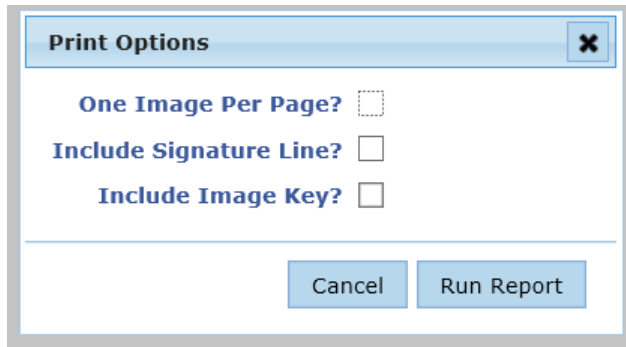
Created By: Tester, Mr.

Date Created: 11/22/2016 0007

Completed: **Not Complete**

Save Complete Print

- Users can choose to print **one image per page, include a signature line on last page, and a lineup image key**. By default the print option will print all images on one page unless the option to print **One Image Per Page** is selected.



A screenshot of a 'Print Options' dialog box. The dialog has a title bar with the text 'Print Options' and a close button (X). Inside the dialog, there are three options, each with a checkbox: 'One Image Per Page?' (checkbox is unchecked), 'Include Signature Line?' (checkbox is unchecked), and 'Include Image Key?' (checkbox is unchecked). At the bottom of the dialog, there are two buttons: 'Cancel' and 'Run Report'.

- Example of one page print for all images

2016IR001206



1



2



3



4



5



6

➤ Example of Photo Lineup *Image key*

2016IR001206

Image Number	Name	Suspect	Person Index ID
1	Smith, Billy	Y	42
Physical Description HEIGHT: 601 WEIGHT: 185 SEX: Male RACE: White ETHNICITY: Hispanic or Latino HAIR: Black EYE COLOR: Black GLASSES: N			
Image Number	Name	Suspect	Person Index ID
2	,	N	
Physical Description HEIGHT: -- WEIGHT: -- SEX: -- RACE: -- ETHNICITY: -- HAIR: -- EYE COLOR: -- GLASSES: --			
Image Number	Name	Suspect	Person Index ID
3	,	N	
Physical Description HEIGHT: -- WEIGHT: -- SEX: -- RACE: -- ETHNICITY: -- HAIR: -- EYE COLOR: -- GLASSES: --			
Image Number	Name	Suspect	Person Index ID
4	,	N	
Physical Description HEIGHT: -- WEIGHT: -- SEX: -- RACE: -- ETHNICITY: -- HAIR: -- EYE COLOR: -- GLASSES: --			
Image Number	Name	Suspect	Person Index ID
5	,	N	
Physical Description HEIGHT: -- WEIGHT: -- SEX: -- RACE: -- ETHNICITY: -- HAIR: -- EYE COLOR: -- GLASSES: --			
Image Number	Name	Suspect	Person Index ID
6	,	N	
Physical Description HEIGHT: -- WEIGHT: -- SEX: -- RACE: -- ETHNICITY: -- HAIR: -- EYE COLOR: -- GLASSES: --			

- Once satisfied the Lineup is complete, click on the **Complete** button to finalize. The **finalize** function will check to make sure the number of images matches the number of photos (**photo count**) configured for your agency. Once completed, the lineup can only be modified by the creator of the lineup or agency admins having the appropriate role permission to edit.

Name: *

2016IR001206

Photo Count:

6

Created By:

Tester, Mr.

Date Created:

11/22/2016 0007

Completed:

Not Complete

Save

Complete

Print

Photo Count is the number of images that must be on a lineup as specified by the agency, before the lineup can be completed.

- The photo lineup can be **searched, viewed, and printed** from the **Records Management** menu.
- The photo lineup includes an **Access Log** that tracks who viewed the lineup, who printed the lineup, and once finalized, who edited the lineup. The **Access Log** is viewable from the **View Photo Lineup** page and the **Edit Photo Lineup** page.

Photo Lineup

Search:

Display: Show entries

Lineup Name	Primary Suspect	Creator	Created Date	Complete	Actions
2016IR001206	Smith, Billy	Tester, Mr.	11/22/2016 0007	No	

Showing 1 to 1 of 1 entries

Previous Next

Photo Lineup

Photo Lineup **Access Log**

Name: 2016IR001206 Created By: Tester, Mr. Date Created: 11/22/2016 0007 Finalized: **Not Completed**

Images: Click any image to expand.



© 2009-2016 Colossus, Incorporated d/b/a InterAct Public Safety Systems. ** For Official Use Only / Sensitive **
The contributing agency retains sole ownership of and sole responsibility for the information it contributes to the Online RMS including but not limited to, the accuracy of the information. Receiving agencies will take no enforcement action without first verifying the current status of information with the contributing agency.

Photo Lineup

Photo Lineup **Access Log**

Name: Created By: Friday, Joe Date Created: 11/23/2016 1643 Finalized: **Not Completed**

Show entries Search:

Activity Type	Date	Activity User	First Name	Last Name	Agency Name
View	11/23/2016 1734 HRS	C_ADMIN	Joe	Friday	All Other
View	11/23/2016 1643 HRS	C_ADMIN	Joe	Friday	All Other

Showing 1 to 2 of 2 entries

Previous Next

© 2009-2016 Colossus, Incorporated d/b/a InterAct Public Safety Systems. ** For Official Use Only / Sensitive **
The contributing agency retains sole ownership of and sole responsibility for the information it contributes to the Online RMS including but not limited to, the accuracy of the information. Receiving agencies will take no enforcement action without first verifying the current status of information with the contributing agency.

- Authorized users with granted permissions have access to **delete** a photo lineup. A record of deleted lineup is maintained in the **Delete Log** which is viewable for users with appropriate permissions from the photo lineup search page.

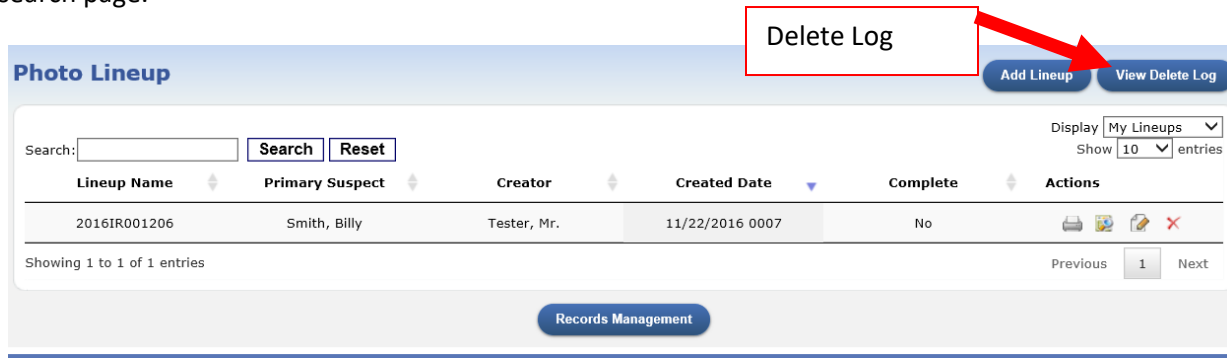


Photo Lineup

Search: **Search** **Reset** Display: My Lineups Show: 10 entries

Lineup Name	Primary Suspect	Creator	Created Date	Complete	Actions
2016IR001206	Smith, Billy	Tester, Mr.	11/22/2016 0007	No	

Showing 1 to 1 of 1 entries

Previous 1 Next

Records Management

Photo Lineup - Admin and Maintenance

- Photo line **Product configuration maintenance settings**. Available under **Module Admin**.

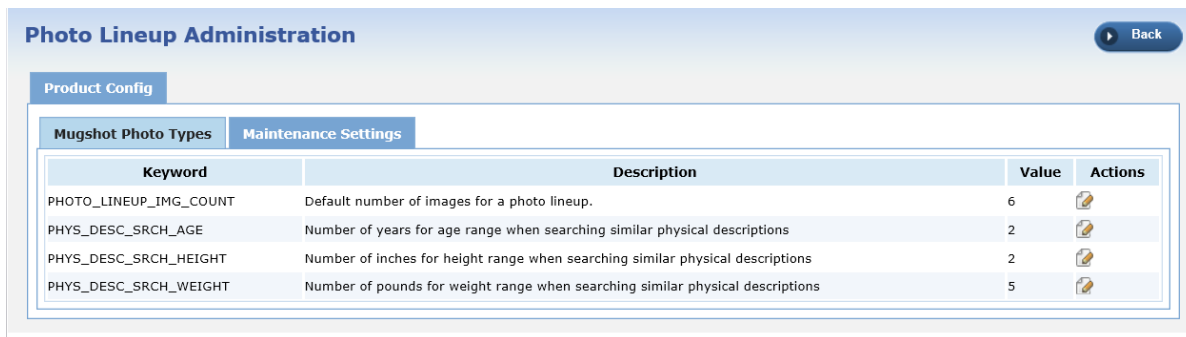


Photo Lineup Administration Back

Product Config

Mugshot Photo Types **Maintenance Settings**

Keyword	Description	Value	Actions
PHOTO_LINEUP_IMG_COUNT	Default number of images for a photo lineup.	6	
PHYS_DESC_SRCH_AGE	Number of years for age range when searching similar physical descriptions	2	
PHYS_DESC_SRCH_HEIGHT	Number of inches for height range when searching similar physical descriptions	2	
PHYS_DESC_SRCH_WEIGHT	Number of pounds for weight range when searching similar physical descriptions	5	

- The following **Photo Lineup role permission categories** are available to modify access and rights to the photo lineup module.

Photo Lineup - Add, Edit, View, Print photo lineups.	+
Photo Lineup - Always edit photo lineups within organization.	+
Photo Lineup - Change number of photos	+
Photo Lineup - Delete photo lineups within organization.	+
Photo Lineup - Delete photo lineups.	+
Photo Lineup - Edit photo lineups within organization.	+
Photo Lineup - Product Configuration.	+
Photo Lineup - View lineups for entire organization.	+
Photo Lineup - View photo lineup delete log.	+
Photo Lineup - View, Print photo lineups.	+

➤ The following default configuration was used for providing access to the Photo Lineup module. Please contact your agency administrator or Caliber Support to update the configuration as needed.

- **Photo Lineup - Product Configuration.**
 - SYSTEM_ADMIN
 - COMMAND
 - DBA
 - AGENCY_ADMIN
 - ORGANIZATION_ADMIN
- **Photo Lineup - Add, Edit, View, Print photo lineups** (View Only Access without the capability to add or edit. Only within your agency)
 - COMMAND
 - AGENCY_ADMIN
 - CID_SUPERVISOR
 - CID_USER
 - OFFICER
 - OFFICER_SUPERVISOR
 - CID_SUPERVISOR
 - CID_USER
- **Photo Lineup - Always edit photo lineups within organization** (Edit any photo lineup in organization regardless of Status (Not Complete or Complete))
 - COMMAND
 - AGENCY_ADMIN
 - CID_SUPERVISOR
 - OFFICER_SUPERVISOR
- **Photo Lineup - Delete photo lineups** (Only lineups that the user created)
 - COMMAND
 - AGENCY_ADMIN
 - CID_SUPERVISOR
 - CID_USER
 - OFFICER
 - OFFICER_SUPERVISOR
 - CID_SUPERVISOR
 - CID_USER
- **Photo Lineup - Delete photo lineups within organization** (Can delete any lineup within organization, regardless of status)
 - AGENCY_ADMIN

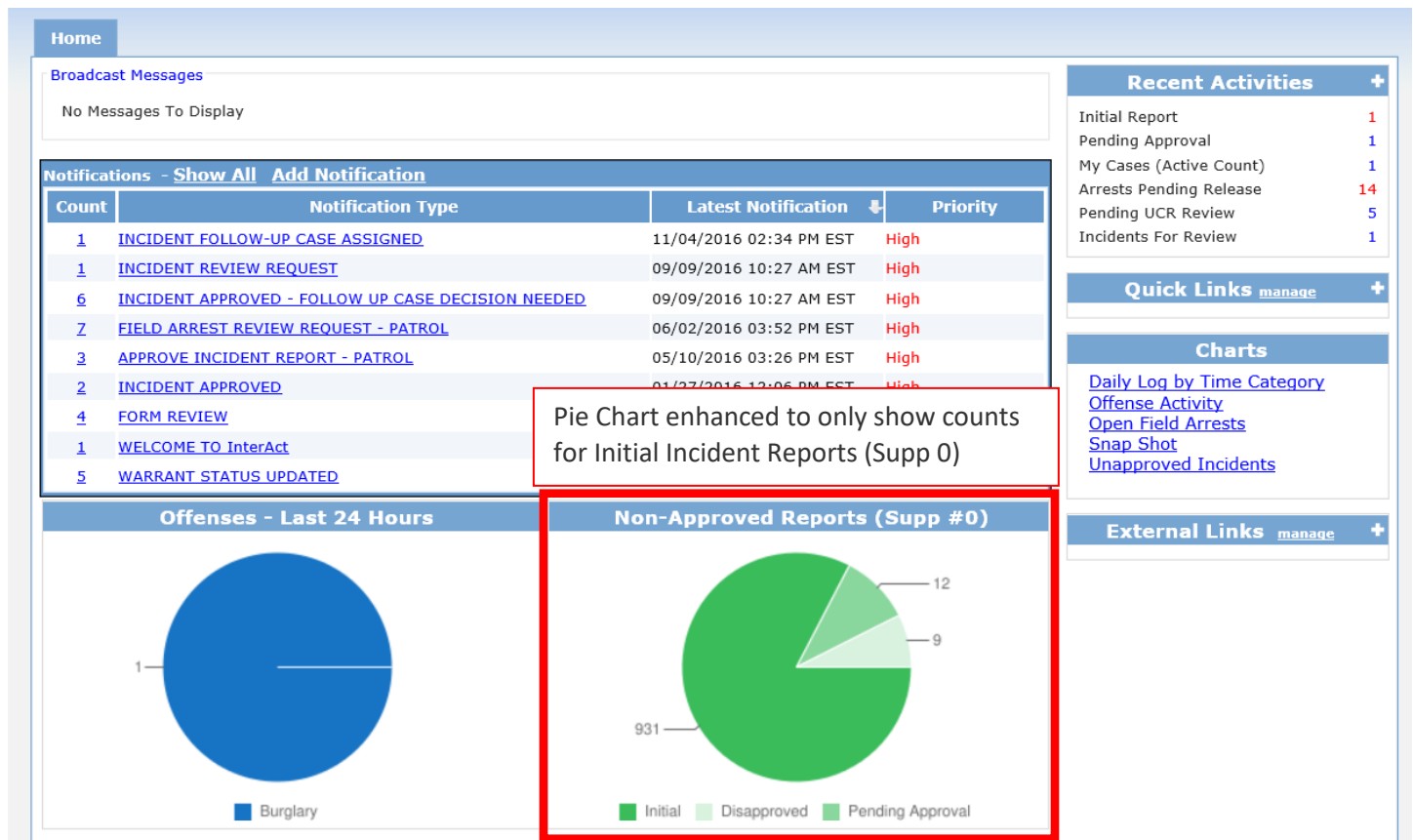
- **Photo Lineup - View lineups for entire organization** (All line-ups with Organization)
 - COMMAND
 - AGENCY_ADMIN
 - CID_SUPERVISOR
 - OFFICER_SUPERVISOR
 - PROSECUTOR
 - LEA_RECORDS_MGMT

- **Photo Lineup - View Photo Lineup Delete Log**
 - COMMAND
 - AGENCY_ADMIN
 - CID_SUPERVISOR
 - OFFICER_SUPERVISOR

RMS CHART ENHANCEMENTS

IA-59787: Enhance Home Page Non-Approved Reports to Focus on Original Incident Only

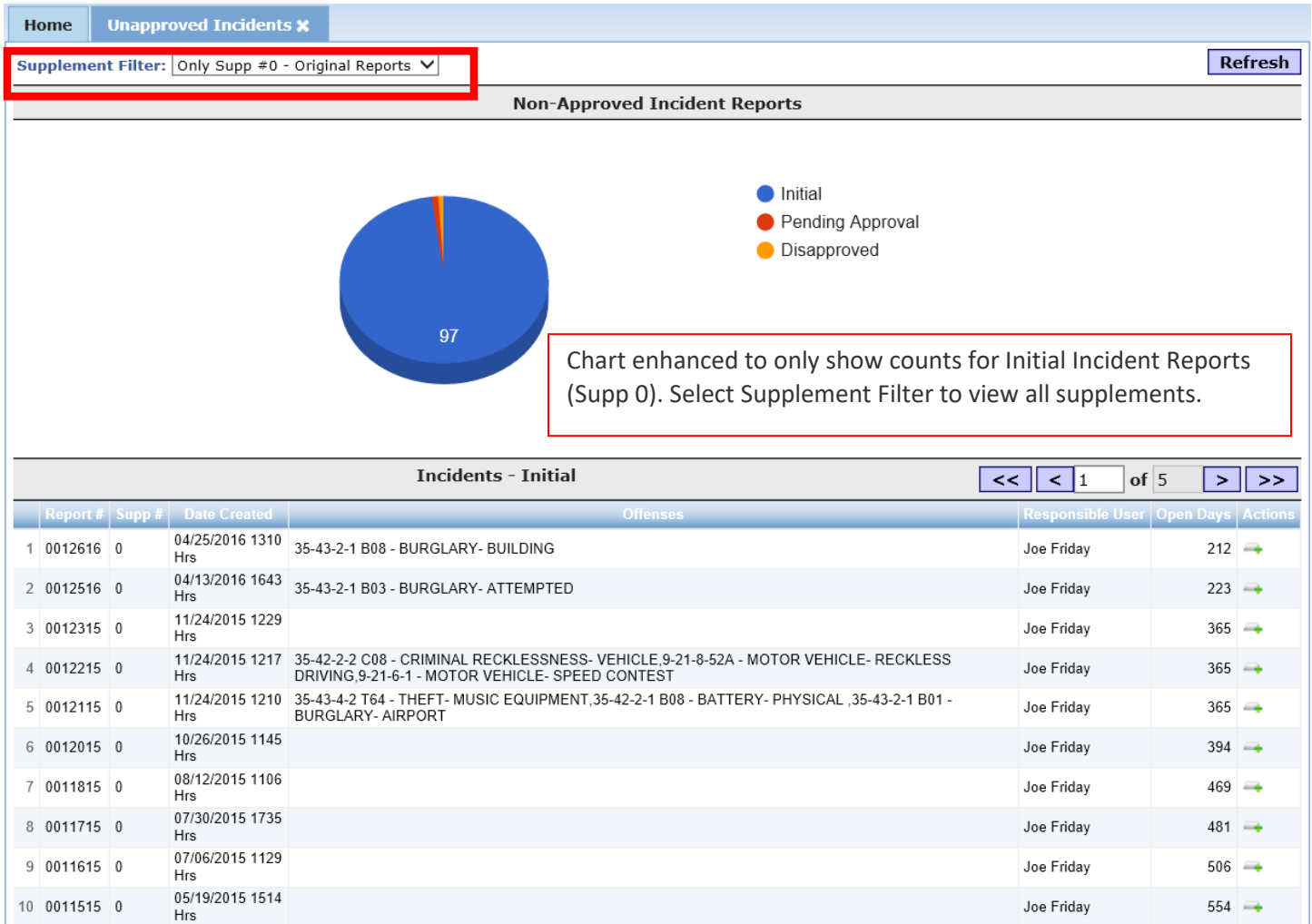
Supervisory users will notice that the **Non-Approved Reports pie-chart** on the home page has been enhanced to **only** display counts for **Initial Incident Reports** (Supp 0). Counts for other report supplements (Supp 1 - ###) can be viewed via the **Unapproved Incidents** link under the right hand Charts grid. This enhancement will allow supervisory staff to better focus on the status **Initial Incident Reports** (Supp 0) to ensure they are completed in a timely manner.



Pie Chart enhanced to only show counts for Initial Incident Reports (Supp 0)

IA-59789: Enhance RMS Charts - Unapproved Incidents - Include Filter for Supp #0 only

Supervisory users will notice that the **Unapproved Incidents** dynamic chart available via the right hand chart grid has been enhanced to default the display to **Initial Incident Reports** (Supp 0) only. User can select the new Supplement Filter drop down menu to select to view counts for all Incident Report Supplements. This enhancement will allow supervisory staff to better focus on the status **Initial Incident Reports** (Supp 0) to ensure they are completed in a timely manner.



SEARCH ENHANCEMENTS

IA-59468: Enhance the One line address search to improve the relevance of the search results

The **one line master address search** field was modified to reduce the number of search returns by **removing city, state, zip code, county, and country** from the master address one line search index. When needing to search by city, state, zip code, county, or country, you must use the individual address search fields. Additionally, wild cards were removed and the search will use the search terms in the order as they are typed in the one line address search field.

As Example; "10 Main Avenue" will return addresses having the words 10, followed by Main, followed by Avenue. There can be any number of words in between the search terms.

At this time, the search **Does Not** include synonym searches for **direction** and **street type abbreviations**. It is recommended that **direction and street types** not be included in the one line search terms or if needed, to include the **full description of the terms**, such as 'South', 'North', 'Street', 'Road'. The capability to handle direction and street type abbreviations will be implemented in the next release using synonyms.

Person
Address
Organ

Search by street number, direction, street name, and street type. Use full descriptions when including direction or street type in one line quick search

You can search on any of the fields below.

Street #: to

Direction:

Name:

Type:

Direction Suffix:

Subtype:

Sub#:

City:

State:

Zip: -

Common Place Name:

Reporting Area:

Index ID:

Comments:

Location Search > Location Search Results

Address Search Results

Search Results
1 record(s) found

Street #	Address	City/State	Zip	Index ID	Actions
10	10 South State Avenue	Indianapolis, IN	46201	666	

IA-57656: Citations - Use New Quick Search

Users having access to enter citations in the Online RMS will notice that quick search options for Persons, Vehicles, and Locations have been added to the Add and Edit Citation pages. These quick entry search options are aimed at improving usability and to streamline manual entry of citation data into the Online RMS.

Edit Citation / Enforcement Activity
Go Back Duplicate Print

Expand All Collapse All
Go To:
Person Vehicle Location Violations Officers Employees Organization Bond Incidents Enforcements Reports Attached Forms Attachments

Citation / Enforcement Details

Index Id: 357
Ticket #: 123980
Issuing Agency: District 42, Versailles
Location Type: US Highway
Enforcement Date: 11/14/2016 at 03:00
Township Rd: ☐
Enforcement Type: Moving Traffic - State Violation
Plaintiff: The People of the State Maryland
City: ANDERSON
County: Allen County
Filed Date: 11/14/2016 at 13:58

Save

Person
No Person selected.
[Quick Search](#) | [Advanced Search](#)

Vehicle
No Vehicle Selected.
[Quick Search](#) | [Advanced Search](#)

Location
No Location Selected.
[Quick Search](#) | [Advanced Search](#)

New Quick Search Options for Person, Vehicle, and Location

Quick Search

Last Name: First Name: DOB:
Sex: -Sex- Race: -Race- DL #:
Search Reset

Person Quick Search
Advanced Search / Add Close

Quick Search

VIN:

License Plate:

State: -Select-

Search

Reset

Vehicle Quick Search

Advanced Search / Add

Close

Quick Search

Search Type: ☐ Postal ☒ One Line

Address:

Search

Reset

Location Quick Search

Advanced Search / Add

Close

IA-59480: *Field Contact - Add ability to search by Custom Fields*

The capability to search by **Custom Fields** added to a **Field Contact** is now available for agencies that have custom fields enabled to capture data when entering a Field Contact. Users can select **one or more Custom Fields** for **searching** of Field Contacts.

Field Contact Search

Field Contact

+ Add Field Contact

Search Field Contacts

Contact ID:

Agency: -All Agencies-

Contact Type: -- Select --

Contact Date From:

To:

Summary:

Notes:

Additional Search Criteria: Custom Fields

Custom Fields

Available Fields:

-Select Field-

Field Contact Fields

Type of Stop

Stop Comment

Go Back

Reset

Search

Search custom fields if added to Field Contact module

© 2009-2016 Colossus, Incorporated d/b/a InterAct Public Safety Systems. ** For Official Use Only / Sensitive **

The contributing agency retains sole ownership of and sole responsibility for the information it contributes to the Online RMS including but not limited to, the accuracy of the information. Receiving agencies will take no enforcement action without first verifying the current status of information with the contributing agency.

23

ADMINISTRATION ENHANCEMENTS
IA-59361: Set Display modules for Charge Codes and Arrest Charge Codes

An administrative configuration enhancement was implemented to allow sites to **select the modules** where a specific **Charge Code** should **display**. When editing or adding a new Charge Code an administrative user now has the capability to specify whether the charge code can be selected in the **Field Arrest, Citations, or Warrants** modules. Selecting no modules will cause the Charge Code to display for all the modules. This enhancement will benefit agencies that do not want non-criminal traffic violations or other charges required for citations or warrants to appear in the Field Arrest charges section.

Add Charge Code

* Charge Code: 65-1

* Description: Speeding 15 MPH Over Posted Limit

* Category: Traffic

* Class: Traffic Violation

Display: ☒

Effective Date: 11/01/2016 Inactive Date:

Offense Code:

Statute:

Fine:

Charge Details:

Charging Title:

Charging Language Templates: -Select- Add

Specify what modules the charge codes should display for selection

Modules: (leave blank for all)

Available

Arrest

Warrant

>

>>

<

<<

Selected

Citation

24

IA-60049: Expire Temp Passwords

To stay consistent with **industry best practices**, the following security enhancements were implemented when resetting a password via the email option:

- Provide a **onetime** user specific **link** for the user to click on to reset their password
- **Expire the link after XX minutes** if the password had not been reset by the user. The default expiration time period has been set to **60 minutes** for all sites.

This new security enhancement will apply when:

- 1) A user selects to reset their password via the email link that displays after the user selects the Reset Password link on the **Login** page.



*User ID: OFFICER_TEST

Please enter answers to the following security questions.

In what Town was your First Job:

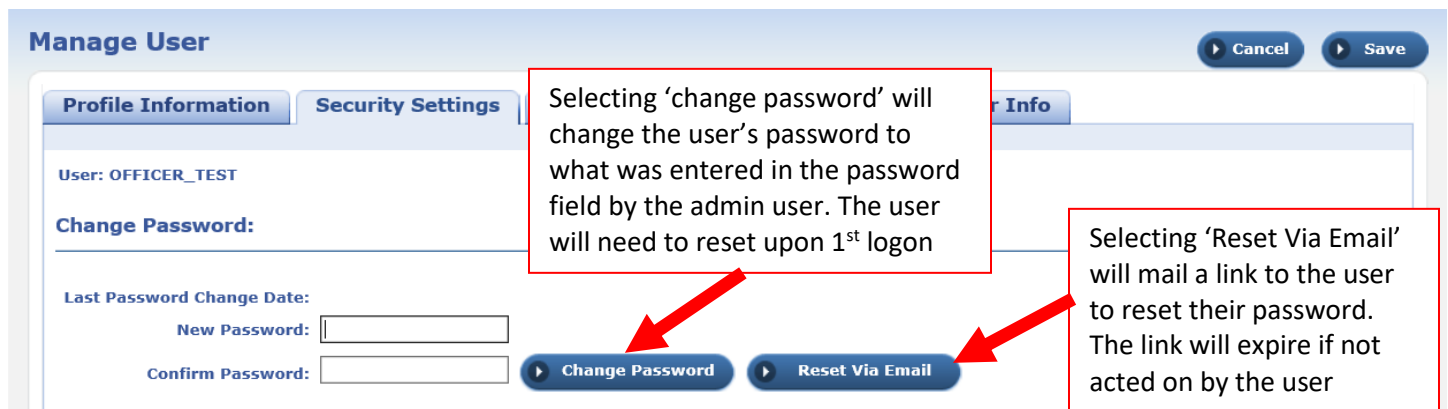
Name of the City you Were Born:

Name of your favorite Childhood Friend:

[Reset Password via Email](#)

User self-initiated reset via email link

- 2) An agency admin selects the option on the **Manage User Page** to **Reset Via Email**. This option will send an email link to the user to reset their password. The link will expire if not acted on before the expiry time limit (system default of 60 minutes).



Manage User

Cancel Save

Profile Information Security Settings

User: OFFICER_TEST

Change Password:

Last Password Change Date:

New Password:





Confirm Password:

Change Password Reset Via Email

Selecting 'change password' will change the user's password to what was entered in the password field by the admin user. The user will need to reset upon 1st logon

Selecting 'Reset Via Email' will mail a link to the user to reset their password. The link will expire if not acted on by the user

- 3) A super user with the permission to change user passwords, selects the option on the **Users Lookup** page to **Change Password**. The new change password page will allow an option to **Reset Via Email**. This option will send an email link to the user to reset their password. The link will expire if not acted on before the expiry time limit (system default of 60 minutes).

Mr.	Tester	D42_TESTING	Active	District 42, Versailles	ult	OFFICER, OFFICER_SUPERVISOR		
Ralph	J	Lauren	STATE_OFFICE R1	Active	District 42, Versailles	Defa ult	DISPATCH, DISPATCH_VIEW_ONLY	
Test		Officer	OFFICER_TEST	Active	District 42, Versailles	Defa ult	OFFICER	
Test		User	USER_BUG	Active	All Other	Defa ult	AGENCY_ADMIN, DBA, OFFICER_SUPERVISOR	

Change Password

New Password:

Confirm Password:

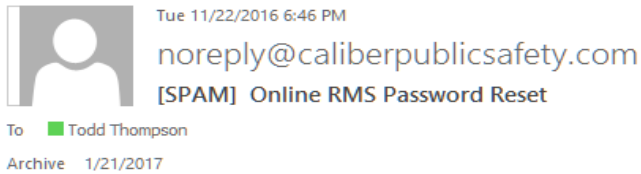
Selecting 'change password' will change the user's password to what was entered in the password field by the admin user. The user will need to reset upon 1st logon

Selecting 'Reset Via Email' will mail a link to the user to reset their password. The link will expire if not acted on by the user

Cancel Change Password Reset Via Email

Choosing the option to **Reset Password Via Email** will email a **temporary link** to the user. The email is not actually changed at this point. The system is only generating a **temporary token** to allow the user to reset their password. If the user remembers their password, after selecting the reset via email link they can simply logon to the Online RMS using their password and then delete the email notification link. Successfully logging on to the Online RMS as the user requesting their password be changed via email, will automatically **delete / invalidate** the temporary token. The following is a screen capture of how the email and password reset link will appear to the user.

FROM	SUBJECT	RECEIVED	SIZE	CATEGORIES
noreply@caliberpublicsafety.com	[SPAM] Online RMS Password Reset	Tue 11/22/2016 6:47 PM	14 KB	
This is an automated email generated by the Online RMS system. A request has been made to reset your password. Use the link below to complete your password reset.				



This is an automated email generated by the Online RMS system.

A request has been made to reset your password. Use the link below to complete your password reset.

Click on Link: <https://rms.public-safety-cloud.net/rms/Login.do?dispatchto=validateToken&t=ef262f38-ad97-4c03-ae03-59ea1e749d03>

This link is time sensitive and will expire.

If you are receiving this email in error, please contact your system administrator.

When clicking on the **reset link** in the email, the user will be required to enter their Online RMS user id and new password. Upon clicking **Submit**, the system verifies:

- The User Id matches the User ID for the temporary token that was generated
- The temporary token is still active
- The password and confirmation password match
- The password contains only allowable characters
- The password follows the password history rules

Please verify your Online RMS User ID and enter a new password.

*User ID:

*New Password:

*Confirm Password:

If the temporary token does not exist or has expired, the user will see a message that the password reset token has expired.

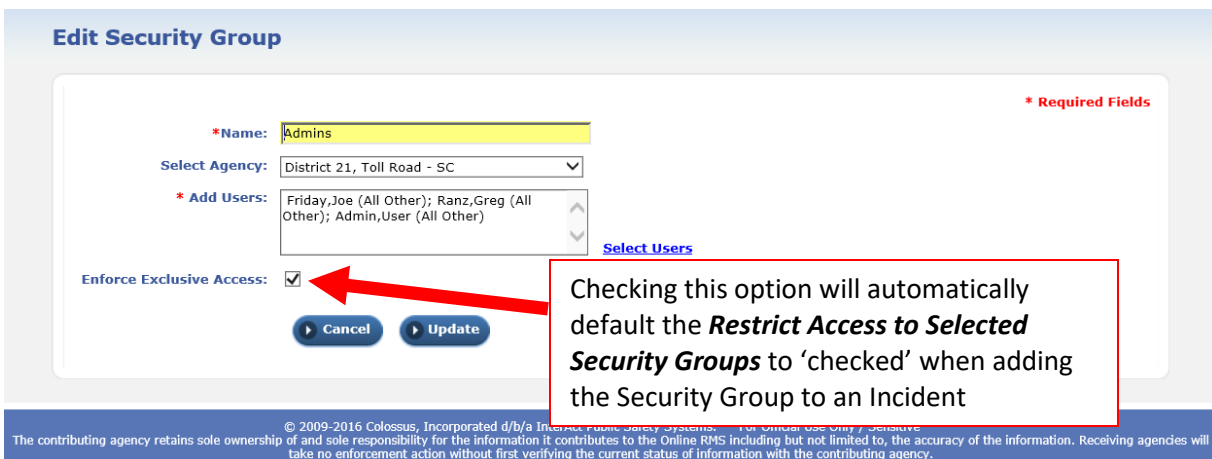
- Your password reset token has expired.

The user can choose the option again to reset their password via email or contact their agency administrator for password reset assistance. Once the password has been successfully changed the user can log in to the Online RMS.

IA-58460: Enhance Incident Security Work Groups Codes to Support default Exclusive Flag

Agencies utilizing **Incident Security Work Groups** can now configure a work group to automatically apply the **exclusive flag** when the Security Group is added to an Incident Report. This enhancement will alleviate the need for a user to check the **Restrict Access to Selected Security Groups** checkbox when adding a security group to an Incident Supplement or to a follow-up case, when the security group is identified as **Restricted / Exclusive**.

When adding a security group to an Incident Supplement or a follow-up investigative case, where the security group has been defined as **Enforce Exclusive Access**, the **Restrict Access to Selected Security Groups** checkbox will default to being checked and can't be unchecked. To uncheck the **Restrict Access to Selected Security Groups** checkbox the restricted security group will need to be removed from the Incident Supplement or follow-up investigative case.



Edit Security Group

* Required Fields

*Name: Admins

Select Agency: District 21, Toll Road - SC

* Add Users: Friday, Joe (All Other); Ranz, Greg (All Other); Admin, User (All Other)

Select Users

Enforce Exclusive Access: ☒

Cancel Update

Checking this option will automatically default the **Restrict Access to Selected Security Groups** to 'checked' when adding the Security Group to an Incident

© 2009-2016 Colossus, Incorporated d/b/a Inverness Public Safety Systems. All Rights Reserved. For Official Use Only / Sensitive
The contributing agency retains sole ownership of and sole responsibility for the information it contributes to the Online RMS including but not limited to, the accuracy of the information. Receiving agencies will take no enforcement action without first verifying the current status of information with the contributing agency.



Incident Security

Incident Summary: 06/25/2014 1200 Hrs - 1776 Lincoln ST FL 8 Denver, CO 80202
Offense(s): 35-43-4-2.5 V02-THEFT- VEHICLE

Agency Name: District 21, Toll Road - SC
Report #: 2014-0460 Supp #: 0

Supp #: Original Report

Restrict to Agency Only: ☐

For Public Release: ☒ Note: This applies to all supplements on this incident report.

Slide the bar up to allow/increase access to the Incident
Slide the bar down to restrict/decrease access to the Incident

Security Group(s): If desired, select available security groups to provide access to the Incident
Security Group users have view access only

Incident Security Levels

Allow

Executive Command
Command Staff
Criminal Investigation Division
Records/Clerical Division
Patrol Supervisor
Patrol Officer

3 users have access

Available Security Groups

Case & Incident Dist 21 ONLY
Dist 21 CID Members Only
District 16 and 21 Patrol
Multi-Agency Group
NO AGENCY TEST

Selected Security Groups

Admins

Restrict Access to Selected Security Groups: ☒

Save & Exit

The **Restrict Access to Selected Security Groups** will automatically be checked when adding a **Security Group** that has been configured to be exclusive

© 2009-2016 Colossus, Incorporated d/b/a Inverness Public Safety Systems. All Rights Reserved. For Official Use Only / Sensitive
The contributing agency retains sole ownership of and sole responsibility for the information it contributes to the Online RMS including but not limited to, the accuracy of the information. Receiving agencies will take no enforcement action without first verifying the current status of information with the contributing agency.

IA-59425: *Roles - Permissions are now listed in order when viewed*

Administrative users will notice that **Permission categories** are now **ordered by description** when viewing the **Permission Categories** for a selected **role**.

View Role Permission Categories	
Role	Role Permission Categories
Role Name: Officer_Supervisor	
	Permissions
Basic Access	
Broadcast Messages - Add and Edit	
Broadcast Messages - Delete A Message	
Calls For Service - View	
Case Management - Access Case Edit	
Case Management - Add And Edit Attachments	
Case Management - Add and Edit	
Case Management - Associate Incident Reports	
Case Management - Associate Other Cases	
Case Management - Associate field contact	
Case Management - Officer Functions	
Case Management - Remove field contact association	
Case Management - Update Case Hours	
Case Management - View	
Charts - Open Field Arrests	
Charts - Show Main Screen Charts	
Charts - Show Side Bar Charts	
Charts - Supervisor Offense Activity Chart	
Charts - Supervisor Snap Shot Chart	
Charts - Supervisor Time Category Chart	
Charts - Supervisor Unapproved Incidents Chart	
Citations - Add And Edit	
Citations - Duplicate A Citation	
Citations - View	
EJS Support - submit tickets	
Evidence Officer	

EVIDENCE ENHANCEMENTS

IA-59889: Evidence – Auction Amount isn't known when property goes to auction

Evidence users will notice that the 'Auction' amount is no longer a required field when disposing of evidence as being 'Auctioned'. The 'Auction' field is now optional to support workflows where an evidence item is being auctioned, however the amount is not known at the time the disposition is entered.

Evidence Management > Evidence Search > Evidence Search Results > Evidence Disposition
Go Back
Chain of Custody

Disposition Of Evidence

Report #: [2015ROOT0102](#)
Incident Summary : 03/26/2015 12:37 - 10198 Cavetown, Campbellsburg, IN 47108

Property: **Property - APPLIANCE: Quantity: 1: Val: 123:**
System Evidence ID: 615 Evidence Agency: District 42, Versailles Item #: 1
Current Status: Checked-In Current Status Date: 03/26/2015 1240 Hrs Current Location: Impound
Evidence Description:

Disposition:

* Disposed By: Ranz, Greg - SERGEANT-CAPTAIN-WIN ID# 9696

*Evidence Disposition: Auctioned

*Evidence Disposed Date: 11/22/2016 1907 Hrs

Evidence Description:

*Evidence Disposition Comment:

Auction amount is now optional

Auction Amount:

Signature

Cancel Save Save & Exit

© 2009-2016 Colossus, Incorporated d/b/a InterAct Public Safety Systems. ** For Official Use Only / Sensitive **
The contributing agency retains sole ownership of and sole responsibility for the information it contributes to the Online RMS including but not limited to, the accuracy of the information. Receiving agencies will take no enforcement action without first verifying the current status of information with the contributing agency.

IA-35145: EVIDENCE - Add Agency Name to New Evidence Barcode Label

Agency Admin users having permission to modify the agencies **evidence barcode label template** will now notice the option to include the **agency name** on the barcode. The new agency name label can be found in the **Available Fields** grid for selection.

Label Properties

Agency: District 42, Versailles

Description: D42 Test Label

Width (Inches): Or:

Height (Inches):

Barcode At Top: ☒

Active: ☒

Cell Padding:

Label Font Size:

Value Font Size:

Label Design

Resize Mode Add Row Preview PDF Save Design Exit

<input checked="" type="checkbox"/> Agency Display Code	<input checked="" type="checkbox"/> Report Date	<input checked="" type="checkbox"/> Recovery Date
<input checked="" type="checkbox"/> Incident Report #	<input checked="" type="checkbox"/> Supp #	<input checked="" type="checkbox"/> Owner
<input checked="" type="checkbox"/> Item #	<input checked="" type="checkbox"/> Location	<input checked="" type="checkbox"/> Seized By
<input checked="" type="checkbox"/> Incident Offenses	<input checked="" type="checkbox"/> Arrestee Detail	
<input checked="" type="checkbox"/> Property Description	<input checked="" type="checkbox"/> Property Detail	
<input checked="" type="checkbox"/> Evidence Description	<input checked="" type="checkbox"/> Suspect Detail	
<input checked="" type="checkbox"/> Evidence ID		

Agency name is now an available field

Field Properties

- Agency Display Code
- Report Date
- Recovery Date
- Incident Report #
- Supp #
- Owner
- Item #
- Location
- Seized By
- Incident Offenses
- Arrestee Detail
- Property Description
- Property Detail
- Evidence Description
- Suspect Detail
- Evidence ID

Available Fields

Agency Name
Barcode

TOW IMPOUND ENHANCEMENTS

IA-59426: *Tow/Impound – Only Display Active Agencies in Agency LOV*

Users of the **Tow / Impound** module in **multi-tiered agencies** or **multi-tenant sites** will notice the Impound Agency List Of Values (LOV) has been enhanced to only display Agencies that have **at least one active user** configured for the agency. This enhancement will improve usability by filtering the LOV to only display Agencies with active users.

[Impound Search](#) > [Impound Search Results](#) > [Edit Impound](#)

Edit Vehicle Tow/Impound

[Go Back](#)
[Print](#)

Vehicle Information

Year: 2005

VIN: --

License #: PLT0514

License Type: --

Color: --

Date Of Info: 10/31/2016

Index Id: 76

Make: HONDA/AMERICAN HONDA MOTOR CO, INC(HOND)

Type: --

License Month / Year: - / -

License State: IL

Value(\$): --

Model: ACCORD

Style: --

Misc Id: --

Odometer: --

Motorcycle CCS: --

Condition: --

[View Vehicle](#)
[Edit Vehicle](#)

Tow/Impound

Holds

Log

Tow Summary

Impound ID: -Select-
All Other
District 21, Toll Road - SC
District 42, Versailles

*Towing Agency: District 42, Versailles

Other Reference #:

Associated Incident Report ID:

Towed From:

City:

Geographic Location: District 42, Versailles ▼


County: -Select- ▼

Comments:

*Date/Time of Tow: 10/31/2016 1200 HRS

CAD #:

LOV has been filtered to only display Agencies with active users



IA-58794: Tow/Impound - Information not transferring from Field Arrest to Incident Report

Users utilizing the Online RMS Field Arrest module will now have the option to import **Tow / Impound** information entered on a Field Arrest when the Field Arrest is **associated to an incident report**. When selecting a Field Arrest to associate to an Incident Report or selecting the option to update the Incident Field Arrest association, users can select the option to transfer the Tow / Impound data to the Incident Report.

Associate Incident

Go Back

Incident Summary: 11/21/2016 2200 Hrs - 115 N Main AVE DENVER CITY, IN

Agency Name: District 42, Versailles

Offense(s): 35-43-2-1 B08-BURGLARY- BUILDING

Report #:2016D4210057 Supp #:0

Select All

Location

1000 N Main ST INDIANAPOLIS, IN

Include Address (Arrest Location)

Officer

Name	Role	Actions
Testing, D42	Arresting	<input type="checkbox"/> Include Officer
Testing, D42	Discharging	<input type="checkbox"/> Include Officer

Tow / Impound information entered during Field Arrest can be imported to Incident

Vehicle

Role: Suspect

☒ Include Vehicle
 ☒ Include Impound

Year: 1988

Make: CHEVROLET(CHEV)

Model: MONZA

VIN: --

Type: --

Style: --

Motorcycle CCS: --

License #: ABCD12

License Month / Year: - / -

Misc Id: --

License Type: --

License State: CO

Odometer: --

Color: --

Value(\$): --

Condition: --

Date Of Info: 11/23/2016

Index Id: 33

INTERFACE ENHANCEMENTS

IA-59832: *Enhance Vehicle matching logic for import interfaces*

An enhancement was implemented to support **multiple levels of matching criteria** for **interfaces that import vehicle** information into the Online RMS Master Vehicle index. Free text make and model descriptions from external systems is the main cause of duplicate vehicle indices, as the information does not match the expected codes or descriptions used within the Online RMS. This enhancement will help to reduce the number of duplicate master vehicle records created from external interfaces.

The new criteria for **Vehicle Matching** is as follows.

Criteria 1 - Match VIN

- Exact Match - Use the most recent Vehicle record that exists if more than one vehicle matches

Criteria 2 - License Plate #, Plate State, Vehicle Year, Make, and Model

- Exact Match - Use the most recent Vehicle record that exists if more than one vehicle matches.

Criteria 3 (Optional) - Uses license number, vehicle year, and make without the model. This option has been configured as disabled upon initial rollout of this enhancement. If a site is interested in adding this criteria, please contact Caliber Support Services by ticket or phone.

At this time, the matching criteria (1 & 2) have only been implemented for the **Indiana Statewide Aries (eCrash) and eCWS (Citation) interfaces**. For agencies outside of Indiana having external interfaces to systems that import vehicle records into the Online RMS, please contact Caliber Support Services by ticket or phone to request enabling the multiple levels of matching criteria.

IA-52455: *RMS/CAD Interface-Handling Rescinded Cases/Incidents*

The CAD to Online RMS interface can now be configured to **Not** create incident reports for case numbers received from CAD with a status indicating the case was '**cancelled**' or '**rescinded**'.

A new configuration setting for the CAD to Online RMS interface, INCIDENT_CANCEL_STATUS, indicates what status CAD sends to indicate a case # has been rescinded or cancelled (Interface Maintenance screen). This setting is defaulted to 'CANCELLED' for Caliber CAD NG but can be modified to different values for interfaces with other CAD service providers. If a case # is received with that status, the import will not create or update an incident report for that case #.

The import process will **NOT delete an existing incident report** from Online RMS that was previously created from a CAD spill prior to the Case # being rescinded / cancelled in CAD. Users will need to take action via the Online RMS to delete incident report that were spilled to the Online RMS prior to the Case # being rescinded / cancelled in CAD.

IA-57922: CAD to RMS – New Configuration option to not create RMS incident Report from CAD Run #'s

The CAD to Online RMS interface can now be configured to **Not** create incident reports in the Online RMS for specified types of CAD case / incident types. This enhancement was implemented to support situations where CAD is generating case #s for RMS incidents and run #s for traffic crash reports where the agencies are also entering the crash report # in the State Crash system that is spilling records to Online RMS. This functionality has a dependency on a CAD enhancement to include the report type in the XML tag <IncidentReportType> . The CAD enhancement is being tracked under JIRA IA-58755 and is target for a future release. Once implemented, agencies can contact Caliber Support via ticket or phone to request this option be enabled for their site.

INCIDENT REPORT ENHANCEMENTS

IA-59012: Incident Report - Changing Officer's Jurisdiction Changes Officer's Agency on Reports

This enhancement will improve and preserve agency information for users in **multi-tiered agencies** that are allowed to change their **home agency** from the user's manage profile page. When a user switches their **home agency**, a record will be created in the **officer's assigned history page** to archive the officer's prior **home agency**. From this point forward, incident reports and other RMS event records in the system that have an associated officer will reflect the agency information for the officer, at the time the officer was associated to the incident report or other RMS event record.

Manage User Cancel Save

Profile Information **Security Settings** **Preferences** **Subscriptions** **Officer Info**

Contact Information:

User ID: OFFICER_TEST

*First Name: Middle Name:

*Last Name: Jurisdiction:

Telephone: *Email: x

Enable Email: ☒ Home Agency: Change

New Assignment: Start Date: End Date: Active: ☒

Officer home agency changes are now automatically archived in Officer's history.

Officer Information

*Required Fields

*First Name: x *Agency Code:

Middle Name: *Badge Number:

*Last Name: Dispatch Id:

Suffix: CAD Employee Id:

Title:

Job Status: ☒ Patrol ☐ Detective ☒ Active

Cancel Update Save

Officer History

Date	Last Name	First Name	Middle Name	Suffix	Title	Agency	Badge Number	Dispatch Id	CAD Employee Id	Patrol	Detective	Active
2016-11-22	Officer	Test				District 42, Versailles	1234			Y	N	N

IA-58948: IBR Module: Warnings resolved in a subsequent supplement still appears in the Warnings tab

Users of the Online RMS Incident Based Reporting (IBR) Submission module will notice that warnings will no longer appear on the **Data Audit Warnings** tab for data situations that triggered audit warnings in prior supplements that have now been resolved in a new supplement. The **Data Audit Warnings** tab provides the opportunity for an agency to self-audit incident reports included in the data submission that may be at risk of a data audit by the IBR authority. Data audits represent data situations that are commonly flagged by IBR authorities as uncommon or overly used that should be evaluated by the agency prior to submission. The goal of this process is to ensure the quality and accuracy of data submitted to the IBR authority. The following warnings have been updated to be supplement friendly:

1. Incident contains a Hate Bias Motivation of Unknown. The state and federal IBR authorities will expect this to be updated as the investigation of an incident continues. Failure to update can trigger an audit in the future.
2. Incident contains a Hate Bias Motivation. Please verify that Hate/Bias was a factor in the incident.
3. Incident is classified as a simple assault with no weapons and minor injuries. Often, agencies will code hands/fists and feet as no weapon (None). Please verify that Personal weapons were or were not used to cause the injuries.
4. Aggravated Assault - The victim of this incident of Aggravated assault sustained no injuries or only minor injuries. The weapon used was personal weapons. Please verify this was not a Simple assault.

Notifications sent to supplement reporting officers by IBR submission users are tracked on the **Warning Notification History** tab and will show the status of whether the warning has been resolved.

Select Agency: Indiana State Police

Open Data Sets

Total Incidents	Actions
37	
0	
0	
0	

Closed Data Sets Recent | Last 12 | All

Filter on Data Set ID... Apply

Data Set	Total Incidents	Actions
012015-1	13	
121992-1	0	
072015-1	1	

Data Set: 082015-1

Data Set

Submission Details

Warnings

Submission File

Statistics

Submission Summary

Warnings

Warning Notification History

After reviewing any warnings (if applicable), click **NEXT** to generate the submission file. Next

The Data Audit Warnings tab provides the opportunity for an agency to self-audit incident reports included in the data submission that may be at risk of a data audit by the IBR authority. Data audits represent data situations that are commonly flagged by IBR authorities as uncommon or overly used that should be evaluated by the agency prior to submission. The goal of this process is to ensure the quality and accuracy of data submitted to the IBR authority.

# of Affected Incidents	Type	Message
1	NIBRS	Not all 35A offenders are under the influence at the time of the offense (For example, dealers). For drug offenses, at the time the offense occurred, was the offender suspected or known to be using drugs? If not, the entry should be N (Not Applicable).
2	NIBRS	Incident has both Burglary and Theft offenses. Because larceny/theft is an element of Burglary, agencies should not report the larceny as a separate offense if it is associated with the unlawful entry of a structure. Please verify that the larceny is a separate offense. If not, remove it from the incident.
2	NIBRS	Incident was listed as being a Cargo Theft. Please review the incident and verify that a cargo theft actually occurred.
5	NIBRS	Incident is being reported with some unknown victim information. Generally, the victim information should be known. The age, sex, and race of victims provide important statistical information and every effort should be made to collect this data. If the age is unknown, an age range may be entered to approximate the victim's age.
2	NIBRS	Aggravated Assault - The victim of this incident of Aggravated assault sustained no injuries or only minor injuries. The weapon used was personal weapons. Please verify this was not a Simple assault.
8	NIBRS	Incident contains a Hate Bias Motivation. Please verify that Hate/Bias was a factor in the incident.
2	NIBRS	Incident contains a Hate Bias Motivation of Unknown. The state and federal IBR authorities will expect this to be updated as the investigation of an incident continues. Failure to update can trigger an audit in the future.

Warnings will automatically be removed from warnings tab when resolved in subsequent supplements

37

Select Agency: Indiana State Police

Open Data Sets

Total Incidents	Actions
37	
0	
0	
0	

Closed Data Sets Recent | Last 12 | All

Filter on Data Set ID... Apply

Data Set	Total Incidents	Actions
012015-1	13	
121992-1	0	
072015-1	1	

Data Set: 082016-1

Data Set | Submission Details | **Warnings** | Submission File | Statistics | Submission Summary

Warnings | Warning Notification History

The following are notifications sent for any incident

# of Notifications	Message
2	Incident was listed as being a Cargo Theft. Please review the incident and verify that a cargo theft actually occurred.
3	Incident is being reported with some unknown victim information. Generally, the victim information should be known. The age, sex, and race of victims provide important statistical information and every effort should be made to collect this data. If the age is unknown, an age range may be entered to approximate the victim's age.

Report #	Comments	Sent By	Sent To	Date Sent	Source Data Set	Resolved	Included
2015ROOT0220		Friday, Joe	Ranz, Greg	08/23/2016 1116	082016-1	Yes	Yes
16050022		Friday, Joe	Ranz, Greg	08/23/2016 1116	082016-1	No	Yes
2016D4210029		Ranz, Greg	Ranz, Greg	08/23/2016 1133	082016-1	No	Yes
2015ROOT0112		Friday, Joe	Collins, Sgt.	08/15/2016 1404	082016-1	No	Yes
2015ROOT0162		Friday, Joe	Ranz, Greg	08/15/2016 1221	082016-1	No	Yes

The resolution status of notifications sent to officers regarding warnings is tracked

IA-59450: Review Routing - Add reviewing officer information to printed report

The Incident report approval process was enhanced in the prior release (10.25) to support a configurable multi-level routing process for reviewing approved incident reports. The enhancement implemented for this JIRA will now display the reviewing user's name on the printed incident report, in the **Officers Involved** section.

IA-51623: Incident Print-Offense Attempted/Completed

Users will notice that the printed version of the incident report has been enhanced to indicate whether offenses included on the report were specified as **Attempted** or **Completed** as entered on the incident report offense details page.

Incident Offenses			
Supp # Offense		Status	Status Date
0	35-42-2-1 B08 - Battery- Physical	Open/Pending	08/23/2016 15:25 Hrs
Attempted / Completed: Completed		Added Attempted or Completed indicator to offense section of printed incident report	
Weapons Used: Blunt Object/Club, Hammer, Etc			
CLERK TEST:			

IA-36660: Add Control (Ctrl) and Shift multiple select on Incident Type Report Filter

Users having access to run the Incident Type Report or other Reports from the Forms And Reports – Reports menu that have multi-select list of values, now have capability to use Control (Ctl) and mouse click or Shift and mouse click to select one or many values at the time.

Reports

Citations

CLERY

Evidence

Incidents

Arrest Codes Report

Bias Offenses Listing

Bias Offenses Matrix Report

Bias Offenses Pie Chart

Crime Targets - Bar Graph

Crime Targets - By Date Range - Matrix

Crime Targets - By Date Range - Table Listing

Crime Targets - Pie Chart

File Class / Section Report

Incident Audit Report

Incident Status Age Report

Incident Type Report

Offense Count By City

Offense Count By Race/Sex - Matrix

Offense Count By Reporting Area - Bar Graph

Offense Place Report - Bar Graph

Offense Place Report - Line Graph

Offense Report - Bar Graph

Offenses - By Reporting Area

Offenses - By Reporting Area - Bar Chart

Offenses - By Zip

Offenses - By Zip - Bar Chart

Offenses By Disposition - Pie Chart

Officer Daily Activity Report

Officer Daily Statistics Report

Officer Report and Offense Counts - Matrix

Permits

Scheduling

Refresh Reports

Open Ad-Hoc Tool

Incident Type Report

Report Description

Displays Incident summary data based on selectable

* Denotes A Required Field

Report Parameters

Agency: * All Other

Date Range: * or - Select A Range -

Incident Types: *

Available

ARIES Accident Report

Accident

Accident FSGL

Accident FSRA

Agg Assault

Selected

Offense Codes: *

Available

10-14-3-29.5 - Public Safety- Violation Of Local Tra

11-8-8-15 - Correction- Sex Offender Fail To Posses

11-8-8-17 - Correction- Sex Offender Registration V

11-8-8-18 - Correction- Sexual Violent Predator Dut

1111555 - Test

Selected

Sub Beats:

Available

01-west

03-003

104-West Patrol

21-1

21-2

Selected

Layout Options

Print Officer: *

Print Location: *

Sort By: Date

Output Type

Select an Output Type: PDF File

Run Report

Use Control (Ctl) and mouse click or Shift and mouse click to select one or many values

CFS ENHANCEMENTS

IA-54588: *Display CAD spill Agency instead of user Agency*

Users having integration with a CAD system that spills Calls for Service (CFS) data to Online RMS will notice the capability to search by 'Service Agency' on the CFS search page. The service agency field was added to support multi-tiered agencies where the assigned unit's / officer's agency from CAD is different than the assigned user's agency in RMS. The LOV will dynamically list all distinct agencies that appear in the SERVICE_AGENCY column in the DISPATCH_EVENT_OFFICERS table. If the service agency of the primary responding officer is available from the CAD spill, the agency will be shown on the search results page. Otherwise, it will show the officer's agency from Online RMS at the time of the CFS event.

Dispatch Search

Calls For Service Search

Search Calls For Service

Dispatch Number:

CAD Agency:

Responding Agency:

Service Agency:

Event Type:

Call / Activity:

Status:

Incident Report #:

Arrest #:

Call Date From: Time: To: Time: [Last 24 Hours](#)

Notes:

Officer Details:

Search Calls I've Responded To: ☐

First Name: Last Name: Internal ID/Badge#:

Location Details:

Location:

Common Place:

Additional Criteria:

Dispatcher:

Call Priority:

Disposition Type:

Caller Name:

© 2009-2016 Colossus, Incorporated d/b/a InterAct Public Safety Systems. ** For Official Use Only / Sensitive **

The contributing agency retains sole ownership of and sole responsibility for the information it contributes to the Online RMS including but not limited to, the accuracy of the information. Receiving agencies will take no enforcement action without first verifying the current status of information with the contributing agency.

FOLLOW-UP INVESTIGATIVE CASE MANAGEMENT ENHANCEMENTS

IA-58770: Case Management - Print Custom Fields

Users of the Follow-up Investigative Case Management module having custom fields deployed to capture additional information will notice that the custom fields will now print on the case report.

FOR OFFICIAL USE ONLY (FOUO)



Indiana State Police Case Report

LEA Case #: 2014ISP0000440	Agency: District 42, Versailles	Case Status: Pending Review	Assignment Status: Review	Next Update Date: 07/21/2014
Comments:				

Date:	11/22/2016	Date and Time:	11/22/2016 0900
Single Line:		Officer:	
Checkbox:	N	Radio Buttons:	Sunday
Auto Complete:		Single Value LOV:	Sunday
Multi Value LOV:			
Multiple Line:			

IA-56056: Case Management - Time Format Issue

Users of the Follow-up Investigative Case Management module will notice the time field on the 'add' and 'edit' assigned officer pages have been updated to show times in 24 hour format w/o the AM/PM selector.

My Active Cases > Edit Case (2014ISP0000440) > Officer Search > Assign

Assign Officer Information

Officer Name	Title	Internal ID/Badge#	Date Last Assigned	Open Assignments
Testing, D42		888999	11/04/2016 02:34 PM EST	1

* Role:

* Assign Date: Time: Hrs

Comments:

☒ Notify User

* Required Fields

© 2009-2016 Colossus, Incorporated d/b/a InterAct Public Safety Systems. ** For Official Use Only / Sensitive **
The contributing agency retains sole ownership of and sole responsibility for the information it contributes to the Online RMS including but not limited to, the accuracy of the information. Receiving agencies will take no enforcement action without first verifying the current status of information with the contributing agency.

MASTER INDICES ENHANCEMENTS

IA-58495: Master Indices - Person - Allow Updating of Unknown Race / Sex / Ethnicity

Users will notice an enhancement to allow the updating of a master person's race, sex, or ethnicity if the previously selected value was 'Unknown'. This enhancement will improve the accuracy of reporting and alleviate the need for an agency administrator to make these types of updates. The capability will be available to users having a role with the permission category of "Master Indices - Add Missing Person Info Past Lock Hours" permission.

Person Details
Go Back
View Summary
Subscribe

Person Details

Add: -Select-

[Caution Codes](#)
[Aliases - 1](#)
[Physical Descriptions](#)
[Addresses](#)
[Phones](#)
[E-Mail](#)
[SMTs/Other Characteristics](#)
[IDs](#)
[Birth Place](#)
[Relations](#)
[Employment](#)
[Gangs](#)
[Vehicles](#)
[Education](#)
[Military](#)
[Special Needs](#)
[Languages](#)
[Modus Operandi](#)
[Permits](#)
[Attachments - 1](#)
[Other Info](#)

Person Details

Index ID: 602
Last Name: Guy
Title: -Select-
Sex: Male
DL #:
Residence Phone:
[Add Residence Address](#)

First Name: Other
DOB:
Race: Unknown
DL State: -Select-
Cell Phone:

Middle Name:
SSN:
Ethnicity: -Select-

If value is 'Unknown' or blank it now can be updated after record lock hours.

IA-59930: Master Person: change "add mugshot" link to say "add person image" on Person Detail screen

In support of the new photo lineup module and capability to designate the type of person image added to a person record ('Mugshot', 'DL Photo', etc.) the quick link on the Master Person Details page was updated from 'Add Mugshot' to 'Add Person Image'. When adding a person image, users will notice they are now able to select the type/source of the person image

Person Details
Go Back
View Summary
Subscribe

Person Details

Add: -Select-

[Caution Codes](#)
[Aliases - 1](#)
[Physical Descriptions](#)
[Addresses](#)
[Phones](#)
[E-Mail](#)
[SMTs/Other Characteristics](#)
[IDs](#)
[Birth Place](#)
[Relations](#)
[Employment](#)
[Gangs](#)
[Vehicles - 2](#)
[Education](#)
[Military](#)
[Special Needs](#)
[Languages](#)
[Modus Operandi](#)
[Permits](#)
[Attachments](#)
[Other Info](#)

Person Details

A

Index ID: 494
Last Name: Smith
Title: -Select-
Sex: Male
DL #:
Residence Phone:
[Add Residence Address](#)

First Name: Bobby
DOB:
Race: White
DL State: -Select-
Cell Phone:

Middle Name: Joe
SSN:
Ethnicity: Unknown

No Images Available
Add Person Image

Go Back
Save

Quick Link now reads 'Add Person Image'

IA-58391: Master Person: Display date of most recent event in all common event association grids

Users will notice, that the last date of contact for Address, Vehicle, Organization / Business, Property, and Gang common event associations will now display next to the event type count in the last column of the Person Common Event Associations. This enhancement will aid users in quickly deciphering the most recent activity with the person.

Person Common Event Associations	
Person Info	Count
Name: Edward R Grill Sex: Male Race: White DOB: 09/15/1986 (Age:30)	3 Court Papers 07/15/2014
Name: Garry Smith Sex: Male Race: Black or African American	1 Court Papers 07/15/2014
Name: Jeff Jones Sex: Male Race: White DOB: 01/01/1960 (Age:56)	1 Court Papers 07/02/2014
Name: DOLORES FERNANDEZ Sex: Female Race: Hispanic DOB: 10/03/1954 (Age:62)	1 Court Papers 03/27/2012
Name: Lori Smith Sex: Female Race: White DOB: 01/01/1967 (Age:49)	1 Field Arrests 04/04/2014
Name: Lori Smith Sex: Female Race: White DOB: 01/01/1967 (Age:49)	1 Incidents 02/15/2013
Name: Billy 3/16/12 Smith Sex: Male Race: White DOB: 09/08/1956 (Age:60)	1 Incidents 07/18/2012
Name: Edward R Grill Sex: Male Race: White DOB: 09/15/1986 (Age:30)	1 Incidents 07/18/2012
Name: Frank Mid Lastamus Sex: Male Race: White DOB: 06/09/1976 (Age:40)	1 Incidents 03/29/2012
Name: Manda Rempel Sex: Female Race: White DOB: 02/01/1984 (Age:32)	1 Incidents 02/20/2012
Name: Sam Brown Sex: Male Race: White DOB: 04/05/1980 (Age:36)	1 Incidents 02/09/2012
Name: Howard Johnson Sex: Male Race: White DOB: 08/15/1960 (Age:56)	1 Permits 03/30/2012
Address Common Event Associations	
Address Info	Count
123 N Main ST BATESVILLE, IN	3 Field Arrests 04/04/2014
123 N Automation RD TRLR	1 Field Arrests 09/04/2013
1000 N Main ST INDIANAPOLIS, IN	7 Incidents 07/18/2012
101 N Main ST INDIANAPOLIS	3 Incidents 03/30/2012
123 Martin LN Rockville, MD 20850	1 Incidents 02/28/2012
585 S Tecumseh RD APT Indianapolis, IN	1 Incidents 03/02/2012
123 Green ST INDIANAPOLIS, IN 02345-2222	1 Incidents 06/06/2012
660 ABERFOIL RD UNION SPRINGS, AL 36089	1 Incidents 02/15/2013
123 MAIN ST BURLINGTON	1 Incidents 05/23/2013
Organization Common Event Associations	
Organization Info	Count
Name: Red Cross Type: Business/Personal Services Address: 1000 North Main Street INDIANAPOLIS, IN	1 Court Papers 07/02/2014
Name: Toronto Dominion Bank Type: Financial, Insurance, etc.	1 Court Papers 07/02/2014
Name: Royal Bank Type: Financial, Insurance, etc. Address: (Business) 1044 North Main Street INDIANAPOLIS, IN 46220	1 Court Papers 07/15/2014
Name: Big local School Business #: Unit 55 Type: Educational Public/Private Address: 555 East PERRY Street VERSAILLES, IN	1 Court Papers 07/15/2014
Name: Smith and Smith Type: Law Office	1 Court Papers 07/02/2014
Name: SOCIETY Type: null	3 Incidents 05/23/2013
Name: Red Cross Type: Business/Personal Services Address: 1000 North Main Street INDIANAPOLIS, IN	1 Incidents 02/07/2012
Name: Mike's Auto Shop Type: Automotive & Service Station	1 Incidents 03/02/2012
Vehicle Common Event Associations	
Vehicle Info	Count
Year: 1974 Make: VOLVO(VOLV)	1 Field Arrests 07/30/2013

APPENDIX: 10.26.0 PRODUCT CHANGE NOTICE (PCN) - DETAILED JIRA LISTING
TABLE A: RELEASE ENHANCEMENTS AND PRODUCT SOFTWARE ISSUE RESOLUTIONS

This table contains major product software issue JIRAs resolved in the 10.26.0 release along with product enhancement JIRAs.

JIRA #	Client Ticket #	Summary	Type of Issue	Functional Documentation
IA-32179	TTN112081	Incident Reports - Unknown Offender information is incomplete on printed report	Enhancement	Unknown offender Descriptor vales have been added to the Incident people section of the Incident report.
IA-34427	TTI116709	Searching Misc. ID's	Bug/Defect	Fixed person search by misc. id to handle special characters in the misc. id.
IA-34768		Update the Person Edit Screen to Use "Arrestee Information" style	Engineering Enhancement	Improved Data Entry on Person Edit Screen. Implemented in previous release however not called out in PRB.
IA-34798		Photo Line-up Base Functionality (2A - Access from Records Management)	Enhancement	New RMS Module. See Photo Lineup Feature.
IA-35145	TTN117905	EVIDENCE - Add Agency Name to New Evidence Barcode Label	Enhancement	Agency Name has been added as a new field on the evidence label editor.
IA-36660	TTN118342	Add Control (Ctrl) and Shift multiple select on Incident Type Report Filter	Enhancement	User can now Ctl click or shift click elements in a multi select Box while on Reports page. This applies to all the reports not just the Incident type report.
IA-36693	TTN118501	Warrant Search Returning Multiple Results Same Warrant	Bug/Defect	Not able to reproduce. It is believed that a previous fix has resolved this JIRA.
IA-36818		Images coming over from Jail Tracker are all coming over as mugshots	Enhancement	<p>A new Web Service has been added to the Online RMS to allow the submission of Scar, Mark and Tattoo images, along with descriptor fields for a master person.</p> <p>This web service is similar to the Person submitMugshot web service except instead of using</p>

				physical description fields, it uses the RMS SMT fields.
IA-37751	TTN120005	Administration-Role Permission(Master Indices-Gang)	Bug/Defect	Having either the "Gang - Add and Edit" or "Gang - View" will allow the user to get to the gang search screen. The Gang tab should no longer show up if the user does now have 1 of these 2 Permission categories.
IA-51623	TTN120505	Incident Print-Offense Attempted/Completed	Enhancement	Added Attempted / Completed field to the offenses section of the incident printed report.
IA-51954		Administration-Agency Route Settings/Case Management	Configuration	Gold Schema configuration updated.
IA-52455	TTN119015	RMS/CAD Interface-Handling Rescinded Cases/Incidents	Enhancement	The CAD interface can now be configured to NOT create incident reports for case numbers received from CAD with a status indicating the case was cancelled or rescinded.
IA-53422	146571	Supplement Delete - Search Issue	Enhancement	Resolved an issue where incident reports have a deleted supplement were not always returning in search queries.
IA-53796		Fix all missing agency time zones	Configuration	Update script applied to populate missing values.
IA-54587	TTN115005	CFS Record to show CAD spill Agency instead of user Agency (Phase 2 - Enhance UI search)	Enhancement	Enhance Application UI search to support searching of responsible agency.
IA-54588	TTN115005	CFS Record to show CAD spill Agency instead of user Agency (Phase 3 - Enhance search results grid)	Enhancement	Enhance search results grid to display responsible agency in lieu of officer agency.

IA-54883	151277	Printed Incident - CLERY Location is not printing on reports	Enhancement	The Location Category has been added to the incident printed report. The Location Category Label can be different depending on what the LOCATION_CATEGORY_LABEL maint val is set to. For this Jira their LOCATION_CATEGORY_LABEL is "Clery Location", but it can be anything.
IA-54910		Validation Message Error For Crimes Against Society	Bug/Defect	<p>When a 'crime against society' offense is added to an incident report, we automatically add the victim of society to the report and associate the appropriate offenses to the victim.</p> <p>Previously, this victim was not automatically added until the user selected the 'Names' tab on the incident report. So, the validation stating a victim of society is required would appear until the user manually selected the 'Names' tab.</p> <p>A change was made to automatically add or remove the victim of society when an offense is added or removed.</p> <ul style="list-style-type: none"> - Whenever an offense is added or removed, we check if there are any crimes against society on the incident report (all approved supplements and the users supplement). - If not, we remove the victim of society from the report. - Otherwise we add the victim of society and associate all society offenses to the victim.

IA-55016	151534	Addresses imported from ARIES/CAD/ECI not accurate	Bug/Defect	<p>The RMS XML Address parser has been modified to look for fractional address numbers in a single line address within an XML document such as CAD or ARIES. Previously the address with a / anywhere was parsed as an intersection and the address split into two parts. With this enhancement the address will be parsed to look for a fractional number or a directly associated with the /</p> <p>For Example 1718 1/2 LAFAYETTE RD</p> <p>1718 1/2 will be stored as the street number</p> <p>425 E/B LAFAYETTE RD</p> <p>Will not be parsed as an intersection, but will be stored as E/B LAFAYETTE as the street name.</p> <p>Addresses not matching this pattern will continue to be parsed as intersections.</p>
IA-55257		Warrant - not displaying correctly in FireFox	Bug/Defect	<p>The Mugshot should no longer overlap the view and update links on the warrant edit/view pages while using firefox.</p>
IA-55374	152048	Incident Report - Time Change Caused Time Logic Error	Bug/Defect	<p>The Offense Status date/time cannot be before the Incident Occurrence date/time.</p> <p>The Offense Status Date Cannot be in the Future. (The Hours and minutes can be in the future but not the day, month, or year)</p>

IA-55427		Texas - Clandestine Labs Blue Info Bubbles Are Empty	Bug/Defect	Verified that the Clandestine Labs Blue Info Bubbles for Drug Manufactured and Quantity now displays the appropriate information when hovering or after clicking the bubbles. This is true for the bubbles found in the Summary tab as well as the Property and Vehicles tab.
IA-55674		Administration - Speed up admin page loading	Performance	Performance improvement
IA-55766		Edit Vehicle Page formatting	Bug/Defect	Formatting issues resolved
IA-55800		Attachments Go-To Link not working on Incident or Field Arrest	Bug/Defect	Links are now working
IA-55819	156312	Interface - ARIES Interface placing 9 digits in ZIP5 field	Bug/Defect	<p>The online RMS XML loading of addresses (used by interfaces and data migration efforts) has been corrected to process the zip code where there are 9 digits in the 5 digit zip code field (zip5) and separate it into the 4 digit zip code field zip4. This software fix will update the zip4 only if it is empty, otherwise the zip5 will be truncated at 5 digits and the zip4 not modified. This fix also removes embedded spaces and the "-" character when processing the zip5 and zip4 fields.</p> <p>This fix applies to any interfaces or data migration efforts that extract and match RMS address data that contains the zip code.</p>
IA-55860		Address Records - Search for records to collapse is case specific	Bug/Defect	The Intersection was not case insensitive, causing the potential matches page to group them separately. The issue has been resolved.
IA-55895		IBR Module - Reject & Move background process	Enhancement	Performance improvement

IA-56056	157600	Case Management - Time Format Issue	Bug/Defect	Time format modified to use military time
IA-56545		Field Contact: link for person index id doesn't work on Edit Field Interview	Bug/Defect	Link is now working
IA-56546		Reply to a notification does not get sent if text in Reply box exceeds 4000 characters	Bug/Defect	Added validation to the Reply field so that only 4000 characters can be added.
IA-56678		Incidents: Display Data Loss Warning on Incidents page - Offense tab	Bug/Defect	The data loss prompt will now appear if unsaved data on a page and selecting the Print, Exit Report, Transfer, and Submit for Approval, or Go Back buttons.
IA-56738		Poor Performing iReport (ASR Report)	Performance	This JIRA was used for investigation of the query only. No software changes were made.
IA-57360		CAD Interface - Removal of values in CAD configurable fields not reflected in custom field on incident report	Bug/Defect	The CAD data import will update all custom fields that are setup IF there's at least 1 corresponding custom field tag in the CAD XML. This allows previous values in a custom field to be created, updated and removed (updated to null), but doesn't cause a set of empty custom fields to be created when no custom field data is in the XML received.
IA-57451		Performance - Tune up person indicators queries	Performance	Performance improvement
IA-57656		Citations - Use New Quick Search	Enhancement	Quick search options added for Person, Vehicle, and Location
IA-57905	163045	Civil Process - Log does not reflect service date and time	Enhancement	When a log entry is added for serving a person, on the printed report the "date of log" field should now read "date served".

IA-57922	162843	CAD to RMS - Stop CAD Run# creating incident reports in RMS	Enhancement	The CAD import has been modified to enable the interface to be configured to NOT create RMS incident reports for specified types of CAD case/incident types. This handles the situation where CAD is generating case #s for RMS incidents and run #s for traffic accidents, but the accidents are also being sent to the RMS from the accident system. NOTE this functionality requires the CAD to send a type in the XML tag <IncidentReportType> (or the interface transforms a CAD element to this tag using an XSLT). This will not be available for IA CAD interfaces until JIRA IA-58755 is implemented.
IA-57994		Case - Improve case search performance	Enhancement	Performance improvement
IA-58033		Master Indices - Phase out old PersonService code	Engineering Enhancement	Performance improvement
IA-58154		Person Collapse: unable to sort by name on person collapse screen	Bug/Defect	Fixed sorting on for People, Business, Vehicle, and Address pages.
IA-58166		NIBRS - Data Element 12-Type Criminal Activity/Gang Information Code Missing in DS File for NIBRS OFFENSE 720	Bug/Defect	IBR issue resolved
IA-58211		CFS: sorting by call/activity or by priority sorts by the code, not the description	Bug/Defect	Updated to sort by description
IA-58390		Master Person: involvement counts should be center justified for readability	Bug/Defect	Usability improvement
IA-58391		Master Person: Display date of most recent event in all common event association grids	Bug/Defect	Usability improvement

IA-58395		Warrant - Field Arrest: create log entry when adding, editing, deleting (charging language)	Enhancement	Log entry will be created when adding, editing or deleting charging language.
IA-58420		Warrants: Field Arrest search screen "warrant #" field is searching on ref #/type rather than the new auto-generated warrant #	Bug/Defect	Resolved
IA-58425		ADMIN: Cannot update agency admin screen in FL38 for Levy County Sheriff's Office	Bug/Defect	Corrected Data issue
IA-58460		Enhance Incident Security WorkGroups Codes to Support default Exclusive Flag	Enhancement	Users can now set a flag on a security group labeled "Enforce Exclusive Access". This flag makes it so that when the security group is selected (on either the Incident or case security page) the "Restrict Access to Selected Security Groups" check box is forced to a checked state and cannot be unchecked. Also functions on the Mass Incident Supplement security update page.
IA-58495	165611	Master Indices - Person - Allow Updating of Unknown Race / Sex / Ethnicity	Enhancement	Updates to sex, race, and ethnicity are supported when the values are defined as Unknown.
IA-58529		Last character in word is converted to show as uppercase or lowercase in printed reports and screen	Bug/Defect	Resolved
IA-58666		Field Arrest: Add charging language into Duplicate field arrest	Enhancement	Resolved
IA-58718		Incidents: Incorrect label for Location in Calls for Service grid.	Bug/Defect	Resolved
IA-58770	168019	Case Management - Print Custom Fields	Enhancement	Custom fields added to printed report.
IA-58794	163896	Tow/Impound - Information not transferring from Field Arrest to Incident Report	Enhancement	Capability added to import Tow / Impound data from field arrest to Incident report.

IA-58801		Reports: Error msg when trying to run Clery Daily Crime Log report for certain date ranges	Bug/Defect	Report issue. Resolved
IA-58896		Photo Line-up Pre-Req (Person Image Capture Enhancement)	Enhancement	New RMS Module. See Photo Lineup Feature.
IA-58988		Photo Line-up Base Functionality (2B - Access from Master Person Index)	Enhancement	New RMS Module. See Photo Lineup Feature.
IA-58992		Photo Line-up Base Functionality (1, 6, 7 - Roles, Permissions and Feature Code)	Enhancement	New RMS Module. See Photo Lineup Feature.
IA-58994		Photo Line-up Base Functionality (9 - Printing)	Enhancement	New RMS Module. See Photo Lineup Feature.
IA-59012	159423	Incident Report - Changing Officer's Jurisdiction Changes Officer's Agency On Reports	Bug/Defect	Automated a process to archive changes when user home agency is changed.
IA-59015		Photo Line-up Base Functionality (5C - Image Delete Routine)	Enhancement	New RMS Module. See Photo Lineup Feature.
IA-59016		Photo Line-up Base Functionality (5E - Upload external Image)	Enhancement	New RMS Module. See Photo Lineup Feature.
IA-59017		Photo Line-up Base Functionality (5F - Searches of similar Photos)	Enhancement	New RMS Module. See Photo Lineup Feature.
IA-59018		Photo Line-up Base Functionality (5H - Rearrange order of Photos)	Enhancement	New RMS Module. See Photo Lineup Feature.
IA-59019		Photo Line-up Base Functionality (5K - Mark Line-up as Complete)	Enhancement	New RMS Module. See Photo Lineup Feature.
IA-59020		Photo Line-up Base Functionality (5L - Copy/Duplicate Photo Line-up)	Enhancement	New RMS Module. See Photo Lineup Feature.
IA-59041		Fix Object Impacted by Property_type_codes Length Increase - EJS_PROPERTY_PKG.GET_PROPERTY_SUMMARY	Bug/Defect	The EJS Property Package EJS_PROPERTY_PKG.GET_PROPERTY_SUMMARY function has been updated to allow property type codes greater than 3 characters, up to the size of the column in the table (currently 30 characters)

IA-59042		Fix Object Impacted by Property_type_codes Length Increase - EJS_XML_AUTO_MATCH	Bug/Defect	The RMS XML Auto Index Matching for loading property XML has been updated to allow a property type code up to 30 characters, matching the database values.
IA-59043		Fix Object Impacted by property_type_codes Length Increase - EJS_XRC_EJS_QRY.GET_ARTICLE	Bug/Defect	The External Search Package Get_Article function has been updated to allow property type codes of greater than length 3 up to the current database length which is now 30 characters.
IA-59074	169274	Incident Report - Audit trail time off 2 hours	Bug/Defect	Added time zone conversion on the incident audit trail.
IA-59094	169781	Master Indices : Property - Property Module will accept Future Date as Date of Info	Bug/Defect	
IA-59115		Photo Line-up Base Functionality (Landing Screen)	Enhancement	New RMS Module. See Photo Lineup Feature.
IA-59116		Photo Line-up Base Functionality (Module Admin Screen)	Enhancement	New RMS Module. See Photo Lineup Feature.
IA-59199		Online RMS - Help About Screen	Enhancement	The about page is now able to detect Windows version 8 and 1
IA-59209		Kangaroo PRTG Project	Configuration	Performance monitoring
IA-59345		Photo Lineup - Database check-ins	Enhancement	New RMS Module. See Photo Lineup Feature.
IA-59346		Incidents: Mass Drug Entry screen does not allow decimals in Quantity field	Bug/Defect	Updated to allow entry of decimals
IA-59351	171367	Master Indices - Person search Statewide Search Results page requires refresh	Bug/Defect	Resolved
IA-59361		Set Display modules for Charge_Codes	Enhancement	Users can now make Charge Codes Module Specific.
IA-59363		Photo Line-up - Add capability to View Person Details from Images	Enhancement	New RMS Module. See Photo Lineup Feature.

IA-59370	171458	Printing - Evidence Labels show wrong Property Owner Information	Bug/Defect	Fixed evidence label to use the property owner from the incident property record instead of the master index property record (if incident exists). Made change to this report to use the max supplement that the property appears on when getting the owner information.
IA-59396	171209	Incident Reports -Something causing/allowing multiple instances of custom fields	Bug/Defect	Closed. Unable to reproduce. Believed to be resolved in previous update.
IA-59402		Photo Line-up Audit Functionality	Enhancement	New RMS Module. See Photo Lineup Feature.
IA-59416		Incident: report fails to save location - New Oracle Driver Bug	Bug/Defect	Resolved
IA-59423	171868	Field Contacts - Collapsed Vehicles displays multiple times	Bug/Defect	Data display issue. Resolved.
IA-59425	171471	Roles - Permissions are not listed in order when Viewed	Bug/Defect	Sort by applied to order by description ascending.
IA-59426	171893	Tow/Impound - Showing hidden Detachments	Bug/Defect	The Tow/Impound search screen and edit screen now use a new tag for the towing agency LOV. The tag only returns agencies that are considered active. Active agencies are agencies with at least one active user.
IA-59430		Photo Lineup - Refactoring to Support Person Quick View	Engineering Enhancement	New RMS Module. See Photo Lineup Feature.
IA-59432		Photo Lineup - Testing	Enhancement	New RMS Module. See Photo Lineup Feature.
IA-59450	171757	Review Routing - Add reviewing officer information to printed report	Enhancement	Reviewing officer will now print on incident report, if exists.
IA-59468		Enhance the One line address search to improve the relevance of the search results	Enhancement	The one line master address search field was modified to reduce the number of search returns by removing city, state, zip code, county, and country from the master address one line search index.
IA-59480	172049	Field Contact - Add ability to search by Custom Fields	Enhancement	Search capability added.

IA-59501		Continuation of ASR Report	Performance	<p>The UCR Reports for Persons Arrested - Adults and Persons Arrested - Juveniles have been modified to improve the performance of the queries used to generate the reports in the Online RMS.</p> <p>The performance has been improved by a factor of 10 - 1 while generating the same results as the previous reports.</p> <p>For a small schema such as IN73 the report runs in a few seconds as opposed to minutes before.</p> <p>For a large agency the report can take 2 - 3 minutes to run completely, but previously it would not complete and time out on the server.</p>
IA-59502		NIBRS XML - Analyze Format Options	Enhancement	Investigative task to analyze requirements for Federal NIBRS 3.0 XML IEPD.
IA-59508		Civil Process: Sex search criteria not working for Quick Search Person	Bug/Defect	Resolved
IA-59512	172278	Warrants - Custom Fields search is not working	Bug/Defect	Waiver Approved. Usability issue.
IA-59525		Photo Lineup: Move validation that suspect must have primary image to select icon on person search results	Enhancement	New RMS Module. See Photo Lineup Feature.
IA-59534		Install Table 10.26 Migration Release Script.	Usability	Deployment JIRA

IA-59560		Performance Issue: SELECT DISTINCT ND.NOTIFY_DTL_NUMBER, ND.NOTIFY_DTL_TYPE AS	Performance	Two queries frequently used by the RMS Online application have been optimized to provide better performance for the user and less resources by the system. Both of these queries are for notifications received by a user by user id or assigned roles. The queries are issued 1000+ times per hour on average. These queries have been optimized to be 10 times more efficient in terms of cost and performance.
IA-59575		DLA STIG - Application Security and Development Checklist	Research	DOD security documentation and application testing
IA-59581		Blank Address Fields for Person Shows Blank Person Details Fields on Screen	Bug/Defect	Data migration issue. Resolved.
IA-59583	169742	Master Person - Phone number not printing in IR standard print	Bug/Defect	Resolved
IA-59596		Jasper Server - Role needs updated	Bug/Defect	Resolved
IA-59739	172708	NIBRS - Victim Injury Validation Bypassed	Bug/Defect	NIBRS validation testing
IA-59742	172836	Field Arrest - Search by custom field gives error	Bug/Defect	Resolved
IA-59743		Photo Lineup - Enhance access security	Enhancement	New RMS Module. See Photo Lineup Feature.
IA-59767	173099	Summary UCR Return A report not recording 13C	Bug/Defect	Enhanced include 13C regardless if the weapon code is empty
IA-59787		Enhance Home Page Non-Approved Reports to Focus on Original Incident Only	Enhancement	Filter to only display initial reports (Supp 0)
IA-59789		Enhance RMS Charts - Unapproved Incidents - Include Filter for Supp #0 only	Enhancement	Filter to only display initial reports (Supp 0)
IA-59805		Person Images - Require a physical description for mugshot attachments	Enhancement	A physical description is required when adding a person image.

IA-59806		Photo Lineup - Minor enhancements	Enhancement	New RMS Module. See Photo Lineup Feature.
IA-59807		Photo Lineup - Print Enhancements	Enhancement	New RMS Module. See Photo Lineup Feature.
IA-59808		Person Images - Script to associate a physical description to mugshots where possible	Enhancement	Update script to associate most recent physical description with person image if image does not have an associated physical description entered.
IA-59809		Photo Lineup - Delete Log	Enhancement	New RMS Module. See Photo Lineup Feature.
IA-59826		Online RMS - Login Screen Changes	Enhancement	Login page increased to full page display
IA-59832	172828	ARIES - Interface mapping issue causing multiple address and vehicle records	Configuration	<p>The ARIES crash interface for Indiana. Has been enhanced to use multiple criteria for matching Vehicles in the XML file uploaded from ARIES. This helps to reduce the number of duplicate vehicles in the XML. The new criteria for Vehicle Matching is as follows.</p> <p>Criteria 1 - Match VIN</p> <ul style="list-style-type: none"> - Exact Match - Use the most recent Vehicle record that exists if more than one vehicle matches <p>Criteria 2 - License Plate #, Plate State, Vehicle Year, Make, and Model</p> <ul style="list-style-type: none"> - Exact Match - Use the most recent Vehicle record that exists if more than one vehicle matches. <p>Criteria 3 (Optional) - Uses license number, vehicle year, and make without the model. This option has been configured as disabled upon initial rollout of this enhancement. If a site is interested in adding this criteria, please contact Caliber Support Services by ticket or phone.</p>

IA-59837	173391	Master Indices - CAD Interface creating multiple records, Wrong City Name	Configuration	<p>The CAD Interface for the NEW Albany PD schema IN22 has been updated to have a mapping of the CAD City code of NEW to the City of NEW ALBANY. This impacted CAD data that was loaded into the DISPATCH_EVENTS and the ADDRESSES tables of the RMS.</p> <p>As part of the fix, the existing data with the City of NEW has been updated to NEW ALBANY where the state was IN in ADDRESSES and DISPATCH_EVENTS.</p>
IA-59884		Photo Lineup: Add Agency to LOV on photo lineup screen	Engineering Enhancement	New RMS Module. See Photo Lineup Feature.
IA-59889	173655	Evidence – Auction Amount isn't known when property goes to auction (MDTA)	Enhancement	Auction amount was updated to be optional.
IA-59895	172446	Warrants - Changing a field without saving gives no warning	Bug/Defect	Add prompt to alert user of unsaved data.
IA-59899	172899	Warrants - Assign officer calendar icon not working	Bug/Defect	Resolved
IA-59912		Master Indices: INITCAP issue - Last character in word is converted to show as uppercase printed reports and screen	Bug/Defect	Resolved
IA-59913		Master Property: Spelling error in Property Summary tab screen	Bug/Defect	Resolved
IA-59930		Master Person: change "add mugshot" link to say "add person image" on Person Detail screen	Enhancement	Resolved
IA-59940		Photo Lineup: change flow to not allow suspect until lineup saved	Engineering Enhancement	New RMS Module. See Photo Lineup Feature.
IA-59943		Civil Process: View Court Paper - blue bubble in to-be-served and other people grids shows "loading" + the details	Bug/Defect	Resolved

IA-59951	174010	Civil Process - Issue searching by partial fields and case	Bug/Defect	Resolved
IA-59952		Investigate CAD spill issue at MD	Research	
IA-59963		Texas - Incorrect tab label for Clandestine Labs Seized Screen	Bug/Defect	Resolved
IA-59986		Security Groups: update script broken and not updating if group has the same name as another group	Bug/Defect	Resolved
IA-59994	174298	NIBRS Warning : Field Validation - Officer victim Activity Type and Assignment Type not showing	Bug/Defect	NIBRS validation testing
IA-60049		Enhancement to Expire Temp Passwords	Engineering Enhancement	Password security enhance to create a temp token and email user a link to reset their password, rather than including a temp password in the email.
IA-60070		RMS Multi Factor Authentication - Security Patch	Bug/Defect	Security patch.
IA-60072	335173	Jasper Server - Daylight Savings time not updated	Bug/Defect	<p>All the reports appear to be scheduled using the "Simple" scheduler mechanism. This just allows you to say "run this every x [hours, days, etc..]". This doesn't work with daylight savings because it actually determines when to next run a report based on adding, say, 24 hours after the previous execution. Because of daylight savings, it was effectively 23 hours. It then triggers the next execution to be 24 hours since the previous, so all the reports are running 1 hour early now.</p> <p>The way to prevent this is to use the "Calendar" schedule mechanism - where you specify specific days, hours, etc.. That you want the report to run on. This will make it immune to any Daylight savings time as the</p>

				<p>scheduled runs are no longer relative to the previous, but absolute to a specific date.</p> <p>Report schedules will need to be manually updated.</p>
IA-60089	335392	Evidence - Location Barcode Running does not execute	Bug/Defect	Resolved
IA-60106		Master Person: total involvements for arrests is off	Bug/Defect	Resolved
IA-60170		Incidents - Adding supplement to incident throws exception	Bug/Defect	Resolved

--END--