



CALIBER
Public Safety

Online RMS

Product Change Notice
Version 10.31.1

Sep 11, 2018

REVISION HISTORY

Revised By	Revision Date	Version	Notes
T. Thompson	09/10/2018	1.0	Original Document

TABLE OF CONTENTS

Revision History	1
Table of Contents	2
Introduction	3
Product Requirements	3
Release Milestones	4
Online RMS 10.31 Highlights.....	5
Add / Update Person Enhancements.....	5
APPENDIX: 10.31.1 Product Change Notice (PCN) - Detailed JIRA Listing	11
Table A: Release Enhancements and product Software Issue Resolutions	11

INTRODUCTION

This document provides an overview of the software changes delivered in the 10.31.1 release of the Online RMS product and will assist with release preparation activities including:

- Internal staff training
- Customer release training
- Customer release notes
- Release announcement and promotion
- Online help and eLearning updates
- Updates to web site product information and product collateral

PRODUCT REQUIREMENTS

For best performance, we recommend a computer, laptop, or tablet purchased within the last 3 years; running an industry popular web browser that is actively supported by the browser manufacturer and connects to the internet using DSL, Cable, or 4G cellular. The browser must support TLS 1.2 or higher.

RELEASE MILESTONES

The following table contains the high-level release milestones for the Online RMS 10.31.1 release.

End Date	Milestone
24 Jul 2018	10.31.1 Sprint Starts
04 Sep 2018	10.31.1 Code Lock
11 Sep 2018	10.31.1 Release Available

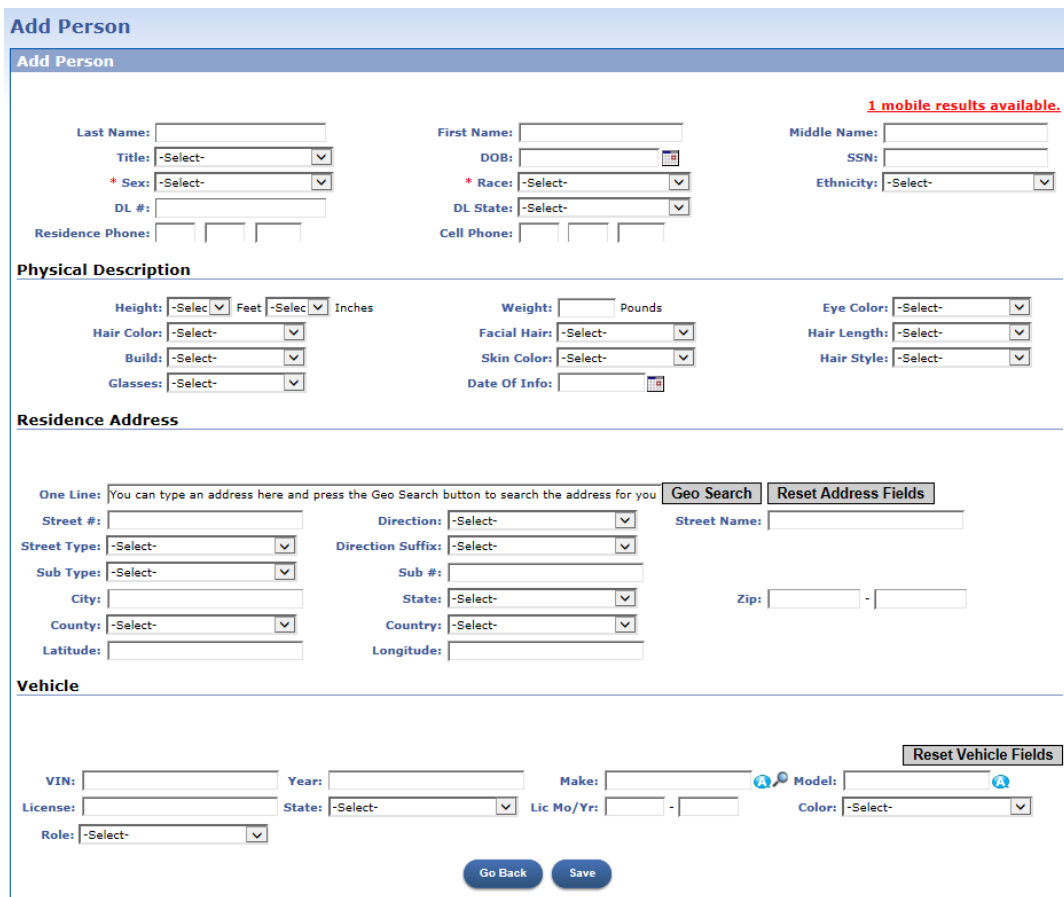
ONLINE RMS 10.31.1 HIGHLIGHTS

Online RMS 10.31.1 includes a redesigned **Add Person** page to **increase productivity** and provide an **updated user experience** for creating **master person records** or **updating existing person records** from **other systems**.

*Please see the updated Online RMS User Help file – Online Help – Master Indices – “Adding Person” and “Import/Update Person Results from External Systems” and/or watch the **release overview video** by clicking [here](#).*

Add / Update Person Enhancements

The **Add Person** page was enhanced to **streamline data** entry when creating new person records. **Residence Address** and **Vehicle** are included on the **Add Person** screen to bring commonly entered data for persons together on a single entry page.



Add Person

Add Person

1 mobile results available.

Last Name: First Name: Middle Name:
 Title: DOB: SSN:
 * Sex: * Race: Ethnicity:
 DL #: DL State:
 Residence Phone: Cell Phone:

Physical Description

Height: Feet: Inches: Weight: Pounds: Eye Color:
 Hair Color: Facial Hair: Hair Length:
 Build: Skin Color: Hair Style:
 Glasses: Date Of Info:

Residence Address

One Line: You can type an address here and press the Geo Search button to search the address for you
 Street #: Direction: Street Name:
 Street Type: Direction Suffix:
 Sub Type: Sub #:
 City: State: Zip:
 County: Country:
 Latitude: Longitude:

Vehicle

VIN: Year: Make: Model:
 License: State: Lic Mo/Yr: Color:
 Role:

Figure 1: Add Person Page

To improve awareness of matching records the **Person page** will now automatically check for duplicate **Master Person**, **Master Address**, and **Master Vehicle** records as the following information is entered.

Person Information

- Last Name, First Name, and DOB
- Last Name, First Name, Sex, and Race
- SSN
- DL Number and DL State

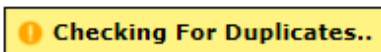
Residence Address

- Street Number, Street Name, City, and State

Vehicle

- VIN
- License and State

A “**Checking for Duplicates**” message displays on the top right of each section while the system searches for duplicates.



For agencies using both **Caliber Mobile** and **Online RMS**, person results that exist in Caliber Mobile within the last 24 hours are accessible on the new **Add Person** page to import into Online RMS by clicking on the **Mobile Results Available** link.

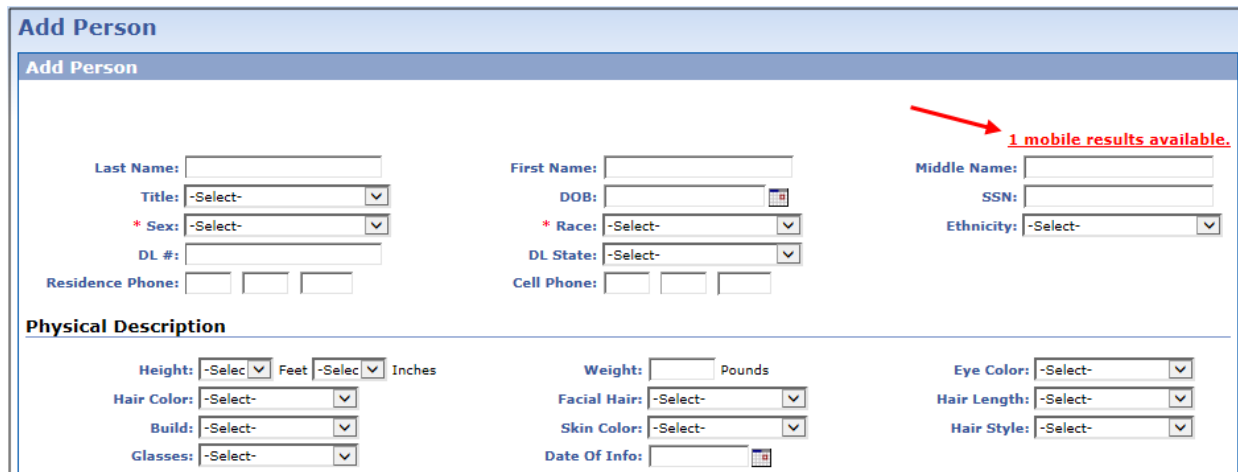


Figure 2: Add Person Page - Import Mobile DIS Results

Add Person

Add Person

1 Potential Duplicates Found

1 mobile results available.

Last Name:

Title:

* Sex:

DL #:

Residence Phone:

First Name:

DOB:

* Race:

DL State:

Cell Phone:

Middle Name:

SSN:

Ethnicity:

Physical Description

Height: Feet Inches

Weight: Pounds

Eye Color:

Hair Color:

Facial Hair:

Hair Length:

Build:


Skin Color:

Hair Style:

Glasses:

Date Of Info:

Images to Import

Image	Person Image	Primary	Include
	<input type="checkbox"/>	<input type="checkbox"/>	<input checked="" type="checkbox"/>

Residence Address

Not Geo Verified [Geo Verify](#)

No Duplicates Found

RMS has parsed 444 E 10th Ave Denver Colorado 80203 into the following fields. Please verify and change what you need. You can click reset address fields if you don't want to import an address

One Line:

[Geo Search](#)

[Reset Address Fields](#)

Street #:

Direction:

Street Name:

Street Type:

Direction Suffix:

Sub Type:

Sub #:

City:

State:

Zip: -

County:

Country:

Latitude:

Longitude:

Vehicle

No Duplicates Found

If you do not want to include this vehicle, click the Reset Vehicle Fields button.

[Reset Vehicle Fields](#)

VIN:

Year:

Make:

Model:

License:

State:

Lic Mo/Yr: -

Color:

Role:

[Go Back](#)

[Save](#)

Agencies having access to **Online RMS Statewide**, **InterDEX**, and other **External Person Search** interfaces, can **IMPORT Search** results from the **Person Search Results** page or the **Statewide Search** results page.

Person Search Results [Back](#) [Refine Search](#) [New Search](#) [Online RMS Statewide Search](#)

Search Results [Add Person](#)

1 record(s) found. 1 results found using [Online RMS statewide search.](#)
Click one option to view potential person matches outside Online RMS [InterDEx Search\(2\)](#)

Last Name	First Name	Middle Name	Title	Sex	Race	DOB	SSN	Misc ID	Name Type	Index ID	Actions
 JONES	Albert	J		M	B			1234567	Primary Name	269	

[Back](#) [Refine Search](#) [New Search](#) [Online RMS Statewide Search](#)

Figure 4: InterDEx Search Results

For **InterDEx** search results, click on the option to **Import Record** to select from the available person demographic information from the external source to import.

Person Search Results [Back](#) [Refine Search](#) [New Search](#) [Online RMS Statewide Search](#)

Search Results [E\) InterDEx Search X](#)

[+ Show Details](#) [+ Import Record](#)

Data Provider: Den Dup 3 - IN49
First Name: ALBERT
DOB:
Last Name: JONES

Booking Count: 2
Incident Count: 2

[+ Show Details](#) [+ Import Record](#)

Data Provider: Den Dup 3 - IN49
First Name: ALBERT
DOB:
Last Name: JONES
Middle Name: T
SSN:
Comments: AKA: JONES, ALBERT

Booking Count: 3
Vehicle Count: 1
Incident Count: 6
Photo Count: 1

[Back](#) [Refine Search](#) [New Search](#) [Online RMS Statewide Search](#)

Figure 5: InterDEx Search Results- Import Record

For **RMS Statewide** search results, click on the view icon in the **Actions** column to the right of the person you want to import. After selecting a statewide search result, the available person, address, vehicle, and image data can be imported into the **Add Person** screen. The system will search for duplicate Master Person, Master Address, and Master Vehicle data automatically.

Person Search Results												
<div> Back Refine Search New Search Local Search </div>												
<div> <div>Search Results</div> <div> Add Person </div> <div>4 record(s) found. <input type="checkbox"/> Highlighting indicates record is from a different county</div> <div> InterAct(3) </div> </div>												
County	Last Name	First Name	Middle Name	Title	Sex	Race	DOB	SSN	Misc ID	Name Type	Index ID	Actions
DPS Demo, TX	SMITH	ANTHONY			M	H				Primary Name	180	
DPS Demo, TX	SMITH	ANTHONY			F	H				Primary Name	180	

Figure 6: Statewide Person Search Results Page

For **RMS Statewide**, **InterDEx**, and other **External Person Search Interfaces**, **UPDATES** to add data from the external data source is available directly from the **Edit Person** page. Select the **SmartSearch** link to view potential matches from external data sources and update the person record with available data.

Person Details

[Visualization Tool](#)
[Go Back](#)
[Create Photo Lineup](#)
[View Summary](#)
[Subscribe](#)

Person Details

WARNING - Active Warrants Found

Click SmartSearch then InterDEx Search

[SmartSearch \(2\)](#)

InterDEx Search(2)

Add:

-Select-

[Caution Codes - 3](#)
[Aliases - 1](#)
[Physical Descriptions - 1](#)
[Addresses - 2](#)
[Phones - 1](#)
[E-Mail - 1](#)
[SMTs/Other Characteristics - 1](#)
[IDs - 1](#)
[Birth Place Relations](#)
[Employment](#)
[Gangs](#)
[Vehicles](#)
[Education](#)
[Military](#)
[Special Needs](#)
[Languages](#)
[Modus Operandi](#)
[Permits](#)
[Attachments - 1](#)
[Other Info](#)

Person Details

Index ID: 269

Last Name: JONES

Title:

-Select-

Sex: Male

DL #:

Residence Phone:

First Name: Albert

DOB:

Race: Black or African American

DL State:

-Select-

Cell Phone:

Middle Name:

SSN:

Ethnicity: Hispanic or Latino

Figure 7: Person Details - InterDEx Update Person

Select **Update Record** to choose information from the external data source to add to the existing person record, including photo if available.

9

Person Details

Visualization Tool
Go Back
Create Photo Lineup
View Summary
Subscribe

Person Details
InterDEx Search ✕

+ Show Details
+ Update Record

Data Provider: Den Dup 3 - IN49
First Name: ALBERT
DOB:
Last Name: JONES
Booking Count: 2
Incident Count: 2

+ Show Details
+ Update Record

Data Provider: Den Dup 3 - IN49
First Name: ALBERT
DOB:
Comments: AKA: JONES, ALBERT
Last Name: JONES
SSN:
Middle Name:
Booking Count: 3
Vehicle Count: 1
Incident Count: 6
Photo Count: 1

Figure 8: Person Details - Update Record Link

Import Information Into Person Record

Go Back

Import Data
Existing Person Data

Please review the following information below and select what you would like to import. To see what currently exists on this person record, click the Existing Person Data tab to review.

[Select All](#)

Physical Descriptions

Height: 5 Feet 11 Inches
Weight: 220 lbs
Eye Color: Brown
Hair Color: Brown
Facial Hair: -Select-
Hair Length: -Select-
Build: -Select-
Skin Color: -Select-
Hair Style: -Select-
☐ Include

Residence Address

Not Geo Verified Geo Verify
No Duplicates Found

RMS has parsed 1344 West 27th Street INDIANAPOLIS IN 46208 into the following fields. Please verify and change what you need. You can click reset address fields if you don't want to import an address

One Line: You can type an address here and press the Geo Search button to search the address for you
Geo Search
Reset Address Fields

Street #: 1344
Street Type: Street
Sub Type: -Select-
City:
County: -Select-
Latitude:
Direction: West
Direction Suffix: -Select-
Sub #:
State:
Country: -Select-
Longitude:
Street Name: 27th
Zip: - -

Save

Figure 9: Person Update Import Page

APPENDIX: 10.31.1 PRODUCT CHANGE NOTICE (PCN) - DETAILED JIRA LISTING
TABLE A: RELEASE ENHANCEMENTS AND PRODUCT SOFTWARE ISSUE RESOLUTIONS

This table contains minor enhancement, software issue, and interface JRAs contained in the 10.31.1 service pack release. * - Denotes a software resolution was released prior to the 10.31.1 service pack installation date.

JIRA #	Client Ticket #	Summary	Type of Issue	Functional Documentation
IA-64938	N/A	MICR - Recovered Property Value cannot be greater than Stolen Value	Bug/Defect	Software modification to handle instances where the recovered value for an item of property is greater than the stolen value.
IA-64998 IA-65655 IA-65892 IA-65944 IA-65969 IA-66016 IA-66018	N/A	LexisNexis - Configuration And Testing	Enhancement	New product offering for sites to search public data sources for information on persons, vehicles, and locations. Search by person name, phones, vehicle, and address information. Data returned can automatically be imported into Online RMS to create or update a person, vehicle, or address record. Please contact your CSM for more information on this new service.
IA-65538	N/A	KS-IBR - Change NIBRS Code 90CI Group A to Group B	Configuration	Kansas specific NIBRS configuration update to map 90C offenses as a group B offense.
IA-65539	N/A	KS-IBR - Incident Activity Code of C or D Requires Relationship	Configuration	Kansas specific NIBRS modification to allow victim to offender relationship be entered for the NIBRS offenses equivalent to 290 Stolen Property.
IA-65603	N/A	NIBRS XML: Number of stolen/Recovered vehicles not reported when offense = 240 and Property Description = 28	Release Defects	NIBRS software modification to handle vehicles enters as property. Where NIBRS offense = 240, any properties with property description = 03,05,24,28 or 37 created via Add Property or Add Vehicle will result in Number of stolen/Recovered vehicles in the flat file and XML file.

IA-65729	N/A	NDEX Interface Enhancement for Harrison County MS _ Remove Narrative	Enhancement	Client software modification to implement an option to exclude narratives from being shared via the Online RMS to NDEx interface.
IA-65835	N/A	09C Justifiable Homicide is not writing the Victim/offender relationship to the NIBRS file	Bug/Defect	NIBRS configuration updates for NIBRS offense of Justifiable Homicide.
IA-65840	366917	Master Indices : Tattoo - Description wrong	Bug/Defect	Script to correct an inaccurate description for left foot.
IA-65850	N/A	Alias Research	Configuration	Research JIRA to investigate options to assist agencies with collapsing duplicate alias names appearing on the same person record.
IA-65914	TS367325	Image attachments displaying out of sequence.	Bug/Defect	Software modification to print the images added to an incident report in order of the image ids as they were added to the incident report.
IA-65916	TS367420	Fleet Equipment search by Procurement date range give error	Bug/Defect	Software modification to resolve an issue with searching for Fleet Vehicles based on a procurement date range.
IA-65917	N/A	Mobile Results - Import Address	Enhancement	Software enhancement to the mobile DIS integration to allow the importing of Address from a CJIS query initiated via Caliber Mobile when creating or updating a person record.
IA-65919*	TS367479	Citation Enter Bond Appearance date/time jumps ahead +1hour	Bug/Defect	Software modification to recognize the agency time zone when displaying the Citation bond appearance date and time.
IA-65922	N/A	Install Table Entry for 10.31.1 Release	Configuration	Update release version for service pack release.
IA-65925*	367538	Warrant - Display Bond Type if present	Release Defects	Software modification to always print the bond type on the warrant regardless if the bond amount is left blank.
IA-65928	TS-367536	Invalid Property Loss code P is not a valid NIBRS code	Configuration	Local configuration change to handle an agency specific code that impacted NIBRS reporting.

IA-65937*	TS-367665	Parent/Child relationship invalid warning message.	Configuration	Incident warning modification to alert of abnormal relationships of parent and child based on age differences of offender and victim.
IA-66010*	367651 367909 368012	Address data is getting included on the IN NIBRS Flat file	Bug/Defect	Resolved an issue with the Indiana NIBRS flat file to not include address information. Address information is only available in the new Indiana NIBRS XML submission structure.
IA-66022	N/A	NIBRS: None/Unknown properties created via No Property or Unknown Property Taken or Not Identified link not generating Property segment in data submission file.	Release Defects	Software modification to resolve an issue with reporting None/Unknown property to NIBRS that was caused by an update to 10.31.
IA-66028	N/A	Vehicle Impound - People with multiple roles	Enhancement	Software modification to allow designating multiple roles for a person added to a Tow/Impound record.

--END--