



CALIBER
Public Safety

Online RMS

Product Release Bulletin
Version 11.0.0

April 2, 2019

REVISION HISTORY

Revised By	Revision Date	Version	Notes
T. Thompson	03/12/2019	1.1	Draft Release To Training Version – Please note, changes to screen prints and descriptions may change for final PCN on April 2, 2019.
T. Thompson	04/01/2019	1.2	<p>Updated PCN JIRA/Ticket listing. The following new JIRAs were resolved and added to the listing: IA-61795, IA-64974, IA-65827, IA-65909, IA-65926, IA-66151, IA-66202, IA-66884, IA-67057, IA-67163, IA-67293, IA-67323, IA-67328, IA-67361, IA-67386, IA-67410, IA-67413, IA-67752, IA-67812, IA-67819, and IA-67870.</p> <p>Incident, Calls For Service, and Citation Search Enhancement Features were added to the Feature section of the PRB.</p>

TABLE OF CONTENTS

Revision History	1
Table of Contents	2
Introduction	3
Product Requirements	3
Release Milestones	4
New Features & Enhancements.....	5
Online RMS 11.0.0 Highlights.....	7
UI (User Interface) Modernizations / UX (User Experience) Improvements	7
Incident Approval / Disapproval Process	14
Image Upload	24
Field Arrest Mass Charge Entry.....	27
Charts and Stats	28
Investigative Case Tags	30
Incident Search Enhancements.....	31
Calls for Service Search Enhancements	33
Citation Search Enhancements	34
APPENDIX: 11.0.0 Product Change Notice (PCN) - Detailed JIRA Listing	35
Table A: Release Enhancements and product Software Issue Resolutions	35

INTRODUCTION

This document provides an overview of the software changes delivered in the 11.0.0 release of the Online RMS product and will assist with release preparation activities including:

- Internal staff training
- Customer release training
- Customer release notes
- Release announcement and promotion
- Online help and eLearning updates
- Updates to web site product information and product collateral

PRODUCT REQUIREMENTS

For best performance, we recommend a computer, laptop, or tablet purchased within the last 3 years; running an industry popular web browser that is actively supported by the browser manufacturer and connects to the internet using DSL, Cable, or 4G cellular. The browser must support TLS 1.2 or higher.

RELEASE MILESTONES

The following table contains the high-level release milestones for the Online RMS 11.0.0 release.

End Date	Milestone
31 Jul 2018	11.0.0 Sprint 1 Starts
02 Aug 2018	10.31.0 Code Branch
03 Aug 2018	10.31.0 Release Available
07 Aug 2018	11.0.0 Sprint 1 Ends / Sprint 2 Starts
21 Aug 2018	11.0.0 Sprint 2 Ends / Sprint 3 Starts
04 Sep 2018	10.31.1 Code Lock / 11.0.0 Sprint 3 Ends / Sprint 4 Starts
11 Sep 2018	10.31.1 Service Pack Available
18 Sep 2018	11.0.0 Sprint 4 Ends / Sprint 5 Starts
25 Sep 2018	10.31.2 Code Lock
02 Oct 2018	10.31.2 Service Pack Available / 11.0.0 Sprint 5 Ends / Sprint 6 Starts
16 Oct 2018	11.0.0 Sprint 6 Ends / Sprint 7 Starts
30 Oct 2018	10.31.3 Code Lock / 11.0.0 Sprint 7 Ends / Sprint 8 Starts
06 Nov 2018	10.31.3 Service Pack Available
13 Nov 2018	11.0.0 Sprint 8 Ends / Sprint 9 Starts
20 Nov 2018	11.0.0 Sprint 9 Ends / Sprint 10 Starts
27 Nov 2018	10.3.4 Code Lock
04 Dec 2018	10.31.4 Service Pack Available / 11.0.0 Sprint 10 Ends / Sprint 11 Starts
02 Jan 2019	10.31.5 Code Lock
08 Jan 2019	10.31.5 Service Pack Available / 11.0.0 Sprint 11 Ends / Sprint 12 Starts
22 Jan 2019	11.0.0 Sprint 12 Ends / Sprint 13 Starts
30 Jan 2019	10.31.6 Code Lock
05 Feb 2019	10.31.6 Service Pack Available / 11.0.0 Sprint 13 Ends / Sprint 14 Starts
19 Feb 2019	11.0.0 Sprint 14 Ends / Sprint 15 Starts
15 Feb 2019	11.0.0 Beta / Client Pre-Release Environment Available
27 Feb 2019	10.31.7 Code Lock
05 Mar 2019	10.31.7 Service Pack Available 11.0.0 Sprint 15 Ends / Feature Lock / Start of Stabilization
12 Mar 2019	11.0.0 Release to RTO (Release to Training / Operations)
28 Mar 2019	11.0.0 Code Branch
02 Apr 2019	11.0.0 Release Available

NEW FEATURES & ENHANCEMENTS

Caliber Public Safety is pleased to announce the release of Online RMS 11.0.0. Our hosted delivery approach ensures that all clients benefit from the continual improvements and many benefits of Online RMS without the worries of installing software.

Online RMS 11.0.0 includes **User Interface (UI) modernizations** to improve the user experience (UX) when using Online RMS on devices with smaller screens and resolutions. Online RMS 11.0.0 will offer end-users a **fresh modern look and feel** and a **responsive web-based experience** where the page layout and content automatically **adapt to the device** (desktop computer, laptop, tablets, and phones) and size of screen. The 11.0.0 updates will **improve usability** of Online RMS **in the field** when officers use RMS from mobile devices such as phones and tablets, saving your staff valuable time and helping to keep them focused on their primary mission of protecting and serving.

Enhanced Incident Approval/Disapproval Process, Mobile Device Image Upload, Field Arrest Mass Charge Entry, Charts and Stats, Investigative Case Tags, and Search Enhancements, as well as many other product enhancements, integration improvements, and issue resolutions are also available in the 11.0.0 release.

- **Enhanced Incident Approval / Disapproval Process** – A fan favorite from client enhancement requests. The disapproval process now includes the ability to add “Disapproval Comments” to any tab/section of the incident report, including the incident report narrative. Narrative text is selectable to enter disapproval comments to give feedback to officers. An officer acknowledgement process is available to make sure officers have reviewed all the disapproval comments.
- **Mobile device Image Upload** - An “Image Library” feature is now available to save officers time by allowing the uploading of one or more images directly from a mobile device to a personal RMS image library for the user. The images are available to easily import into an incident report, field arrest, and master person records.
- **Field Arrest Mass Charge Entry** – The field arrest module was enhanced to increase efficiency and cut mouse clicks when entering a field arrest that has multiple arrest charges. Users can select the number of charges to add and easily add the charges in mass from a single entry page.
- **Charts and Stats** – A “Calls For Service” chart is available for a quick view of CFS events imported from CAD or directly entered via the RMS CFS module. Time ranges allow users to view events from a prior shift or particular time frame. Geo-coded events are available for plotting on a map display.
- **Investigative Case Tags** - In “my active cases”, users can now “tag” cases with keywords that they choose. This enhancement allows investigators to increase efficiency by creating their own tags to group cases based on similar actions, suspects, or other information.
- **Incident Search Enhancements** – Simplified searching saves users time and improves usability. User can search for incidents by one or more offenses using agency configurable Offense Groupings. Additionally, users can now select one or many incident report types for searching.
- **Calls for Service Search Enhancement** – Easily search by one or more CFS Call / Activity types. Search results will return CFS records that match at least one of the selected call / activity type.
- **Citation Search Enhancements** – Improved searching for citations by citation charges and by the citing address will simplify finding citations for viewing or exporting search result for data analysis.

To help prepare, equip and support users with acclimation to the UI modernizations and key enhancements coming in 11.0.0, we have made ready a **FAQ document** for download [here](#) and a series of **short training videos**. Please click each of the video links below to see Online RMS 11.0 in action.

- [RMS 11.0 Introduction](#)
- [RMS 11.0 Incident - Navigation](#)
- [RMS 11.0 Incident - Adding Details Offenses and Names](#)
- [RMS 11.0 Incident - Adding Narratives and Images](#)
- [RMS 11.0 Incident - Approval Process](#)

We hope you join us in our excitement for the release of Online RMS 11.0.0. If you have questions about the 11.0.0 UI modernizations or suggestions on how we can help you further acclimate to the changes, please do not hesitate to contact us by email at rms@caliberpublicsafety.com.

Our Very Best,

Caliber Public Safety

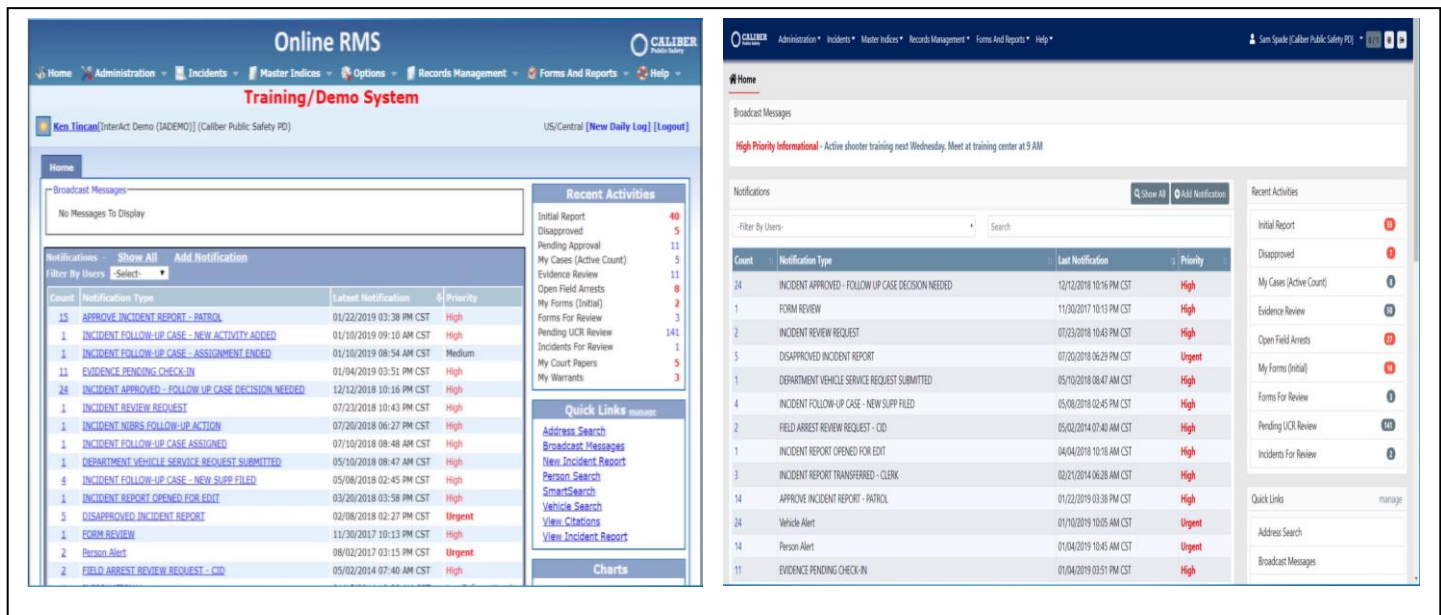
ONLINE RMS 11.0.0 HIGHLIGHTS

Online RMS 11.0.0 includes many new updates, based on clients' feedback. The overall release focus is to upgrade the application technology and modernize the UI (User Interface) to improve ease of use and offer an updated user experience. **Please see the updated Online RMS User, Admin Help files, and release videos for more details on the enhancements and features highlighted in this release bulletin.**

UI (User Interface) Modernizations / UX (User Experience) Improvements

Bootstrap served as the framework for the 11.0.0 UI modernizations and UX improvements. Bootstrap is the most popular HTML, CSS, and JavaScript framework for developing responsive, mobile-first websites. The UI modernizations offer end-users a fresh modern look and feel and a responsive web-based experience where the page layout and content automatically adapt to the device (desktop computer, laptop, tablets, and phones) and size of screen. Please spend time reviewing the 11.0.0 changes in training before logging into production.

- Get ready for a Whole New Look and Feel to Online RMS.



The figure displays two side-by-side screenshots of the Online RMS application interface, illustrating the 'Whole New Look and Feel' mentioned in the text.

Left Screenshot (Training/Demo System): This view shows the login page for a demo user. The top navigation bar includes links for Home, Administration, Incidents, Master Indices, Options, Records Management, Forms And Reports, and Help. Below the navigation bar, there's a section for 'Broadcast Messages' and a 'Recent Activities' sidebar. The main content area displays a list of notifications with columns for Count, Notification Type, Latest Notification, and Priority. The list includes items like 'APPROVE INCIDENT REPORT - PATROL', 'INCIDENT FOLLOW-UP CASE - NEW ACTIVITY ADDED', and 'INCIDENT REVIEW REQUEST'.

Right Screenshot (Home): This view shows the 'Home' dashboard for a user named Sam Spade. The top navigation bar is similar to the left screenshot. Below the navigation bar, there's a section for 'Broadcast Messages' and a 'Recent Activities' sidebar. The main content area displays a list of notifications with columns for Count, Notification Type, Last Notification, and Priority. The list includes items like 'INCIDENT APPROVED - FOLLOW UP CASE DECISION NEEDED', 'FORM REVIEW', 'INCIDENT REVIEW REQUEST', and 'DISAPPROVED INCIDENT REPORT'.

Figure 1: A Whole New Look and Feel – Same Trusted Application

- Responsive web-based design adapts to devices and size of screen for improved usability.

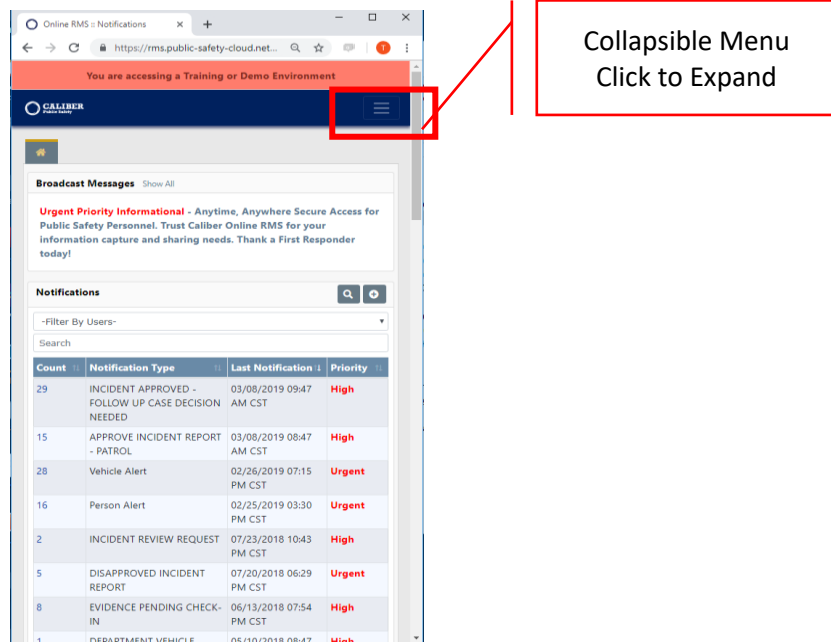


Figure 2: Mobile Device Friendly – Scalable Responsive Design

- Collapsible and Drop-down menus for better navigation.

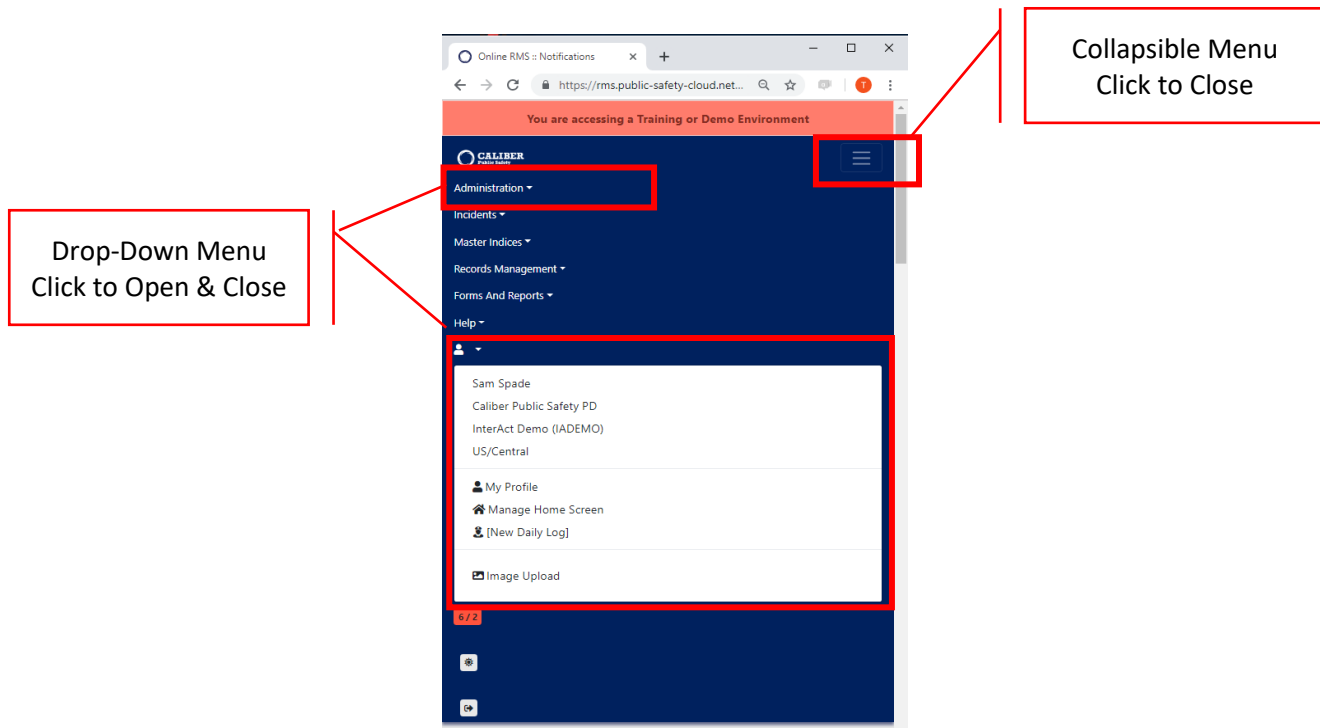


Figure 3: Collapsible and Drop-down Menus

➤ A New Home Button – Caliber Public Safety Logo



Click the
Caliber Log to
Return to
Home Page

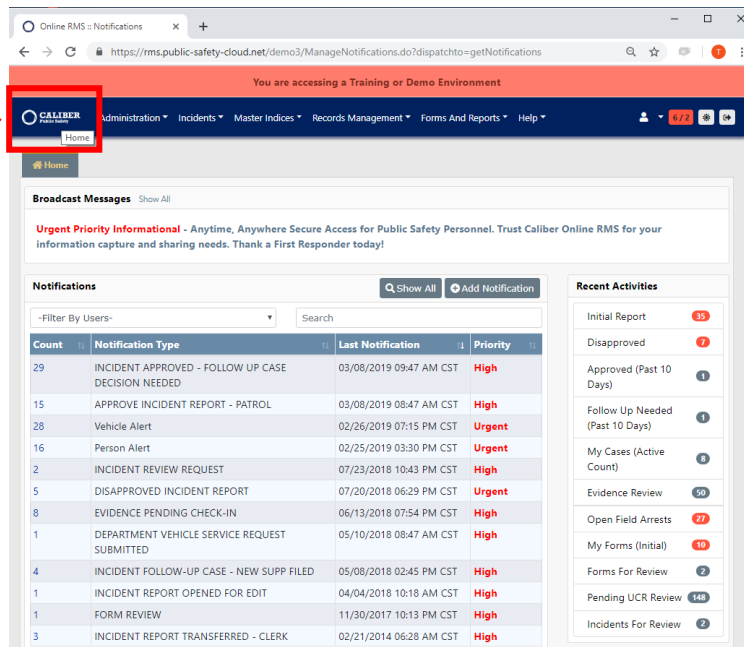
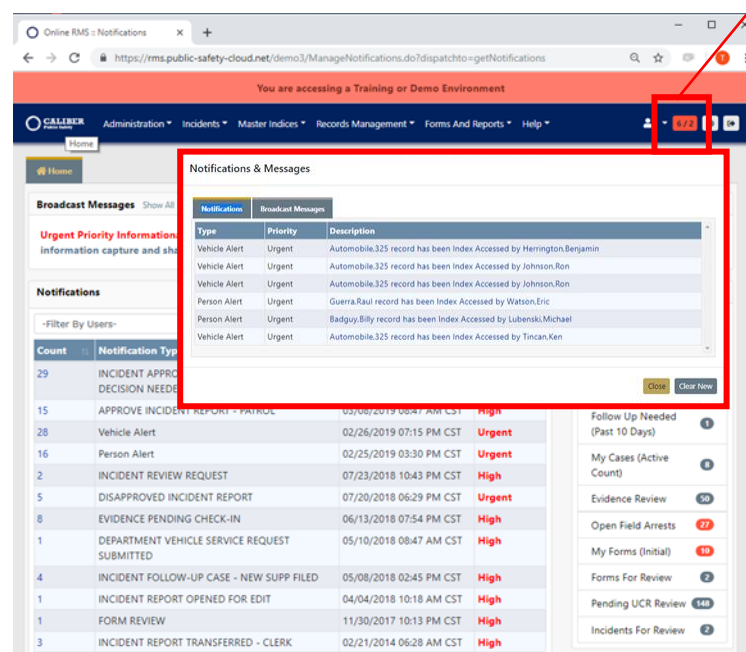


Figure 4: Caliber Home Page

➤ New Alert for Notifications and Broadcast Messages



Counts denote new
items. Click to view.

Figure 5: Notification and Broadcast Message Alert – with Message window Open.

- Clickable Menus – No more hovering to make a selection.

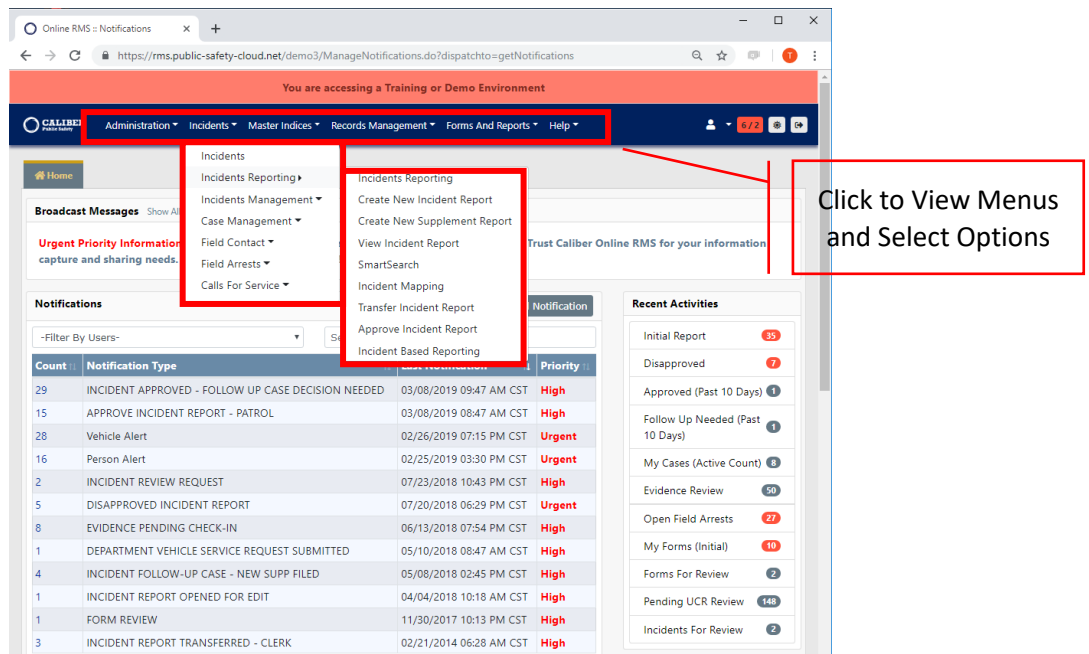





Figure 6: Home Page with Clickable Menus Displayed

- Icons for User Profile , Day / Night Mode , and Logout .

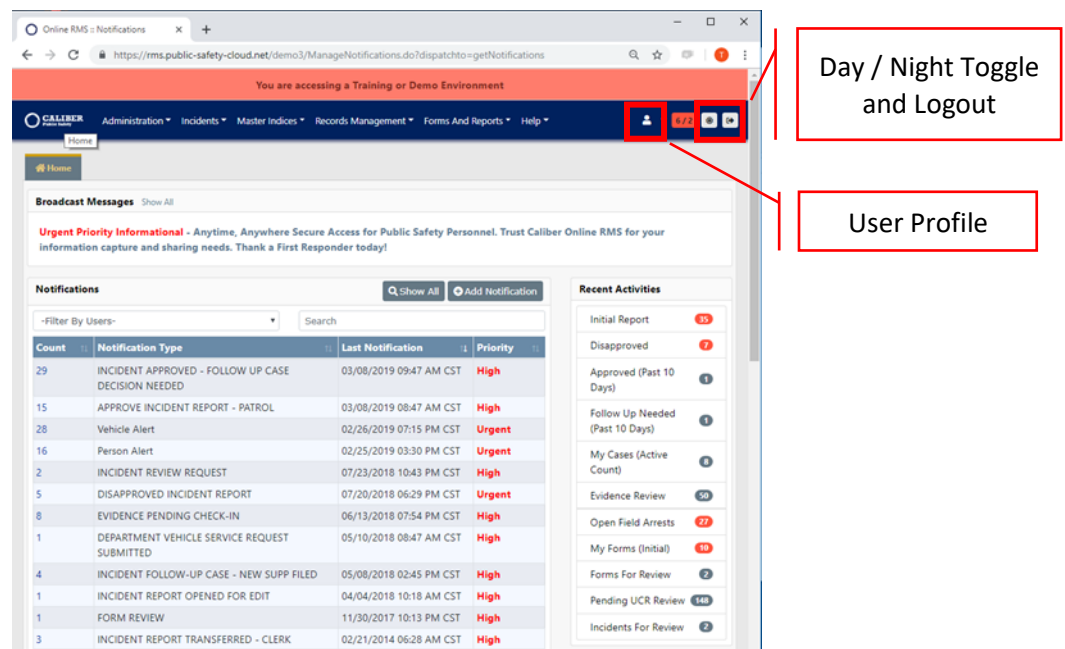
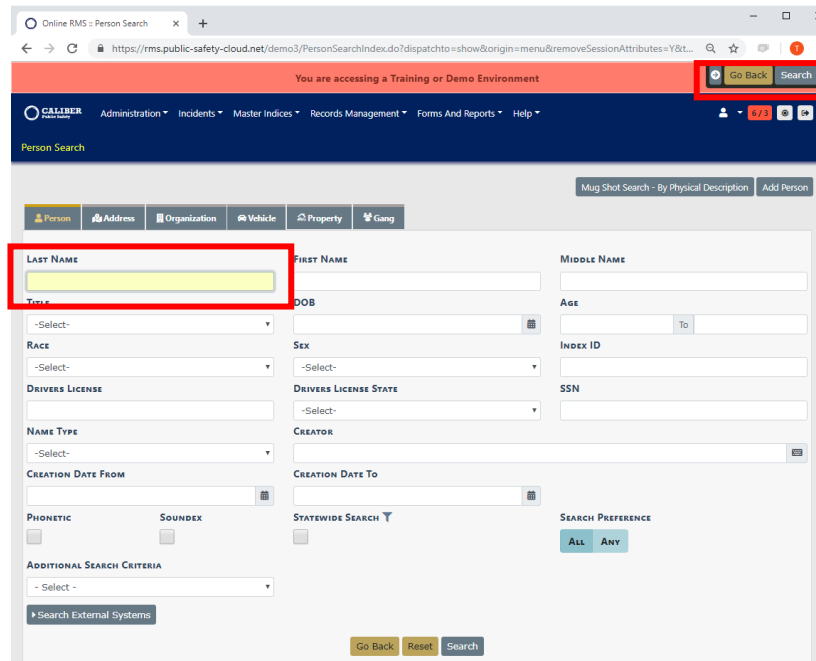


Figure 7: User Profile, Day / Night Mode, Logout Icons

- Improved Readability – **Labels** appear **above fields** to offer **more space** for displaying data values.
- Sticky Buttons – Floating action buttons on **Search Pages** offer easy navigation without scrolling.



Sticky / Floating Buttons.
Click Arrow to Hide.

Figure 8: Labels Now Appear Above Fields / Floating Action Buttons

- Required Fields – Display with Red Border on left side of data fields.

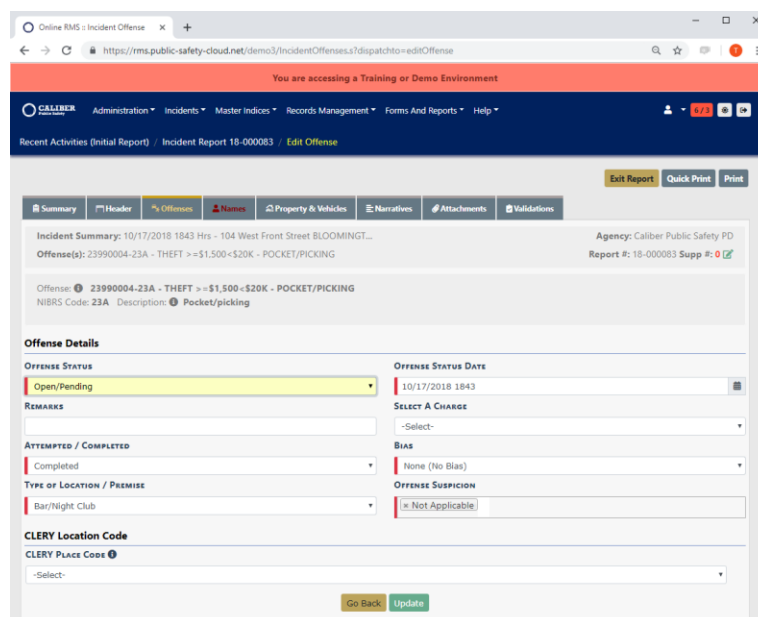


Figure 9: Required Fields - Red Border on Left side of data field.

- New Icon for External Search Results – Left aligned to draw attention to external results available from InterDEx, Jail Inmates (requires Jail Tracker solution), and/or LexisNexis Accurant results. (Available Soon).

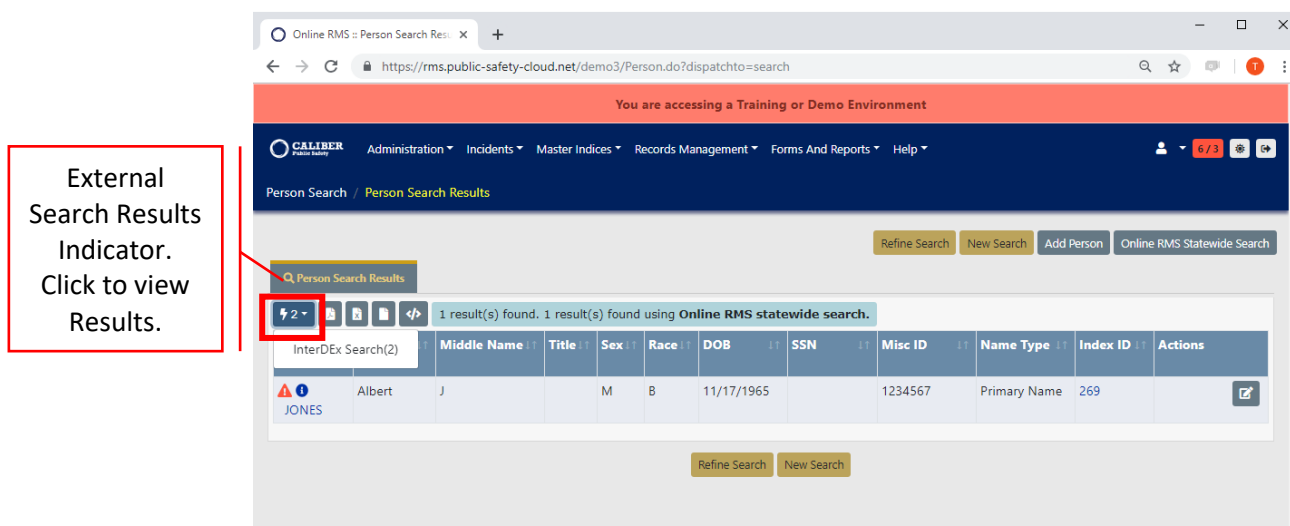


Figure 10: Person Search Results - External Results Indicator

- Button Recognition – Color coded visual attributes and standardized placement of buttons on pages to enhance site recognition and muscle memory.

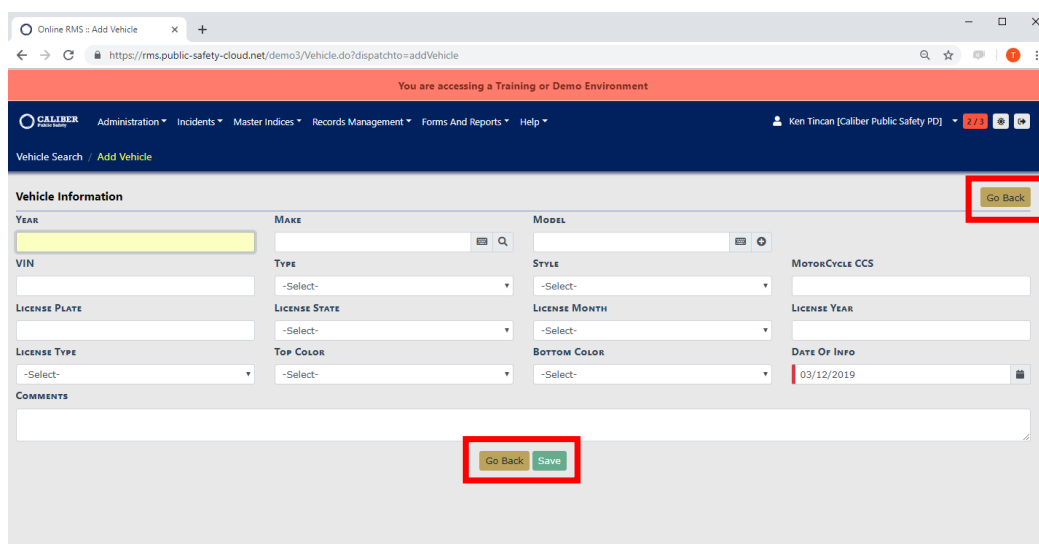
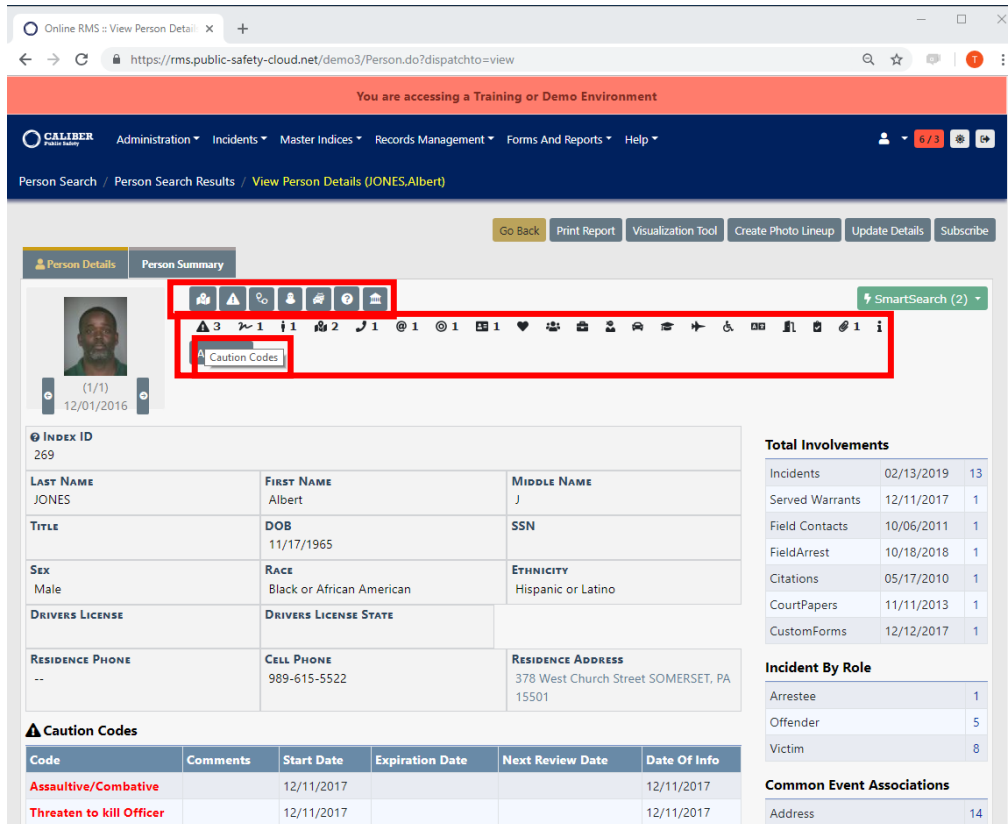


Figure 11: Button Colors and Placement

- Icon Recognition – Standardized icons throughout the application to enhance site recognition and data awareness. Mouse over icons to see a tool tip display of the icon name.



The screenshot shows the 'View Person Details' page for JONES, Albert. A red box highlights a row of standardized icons above the 'Caution Codes' table. The icons include symbols for various actions like print, share, and search. The 'Caution Codes' table is as follows:

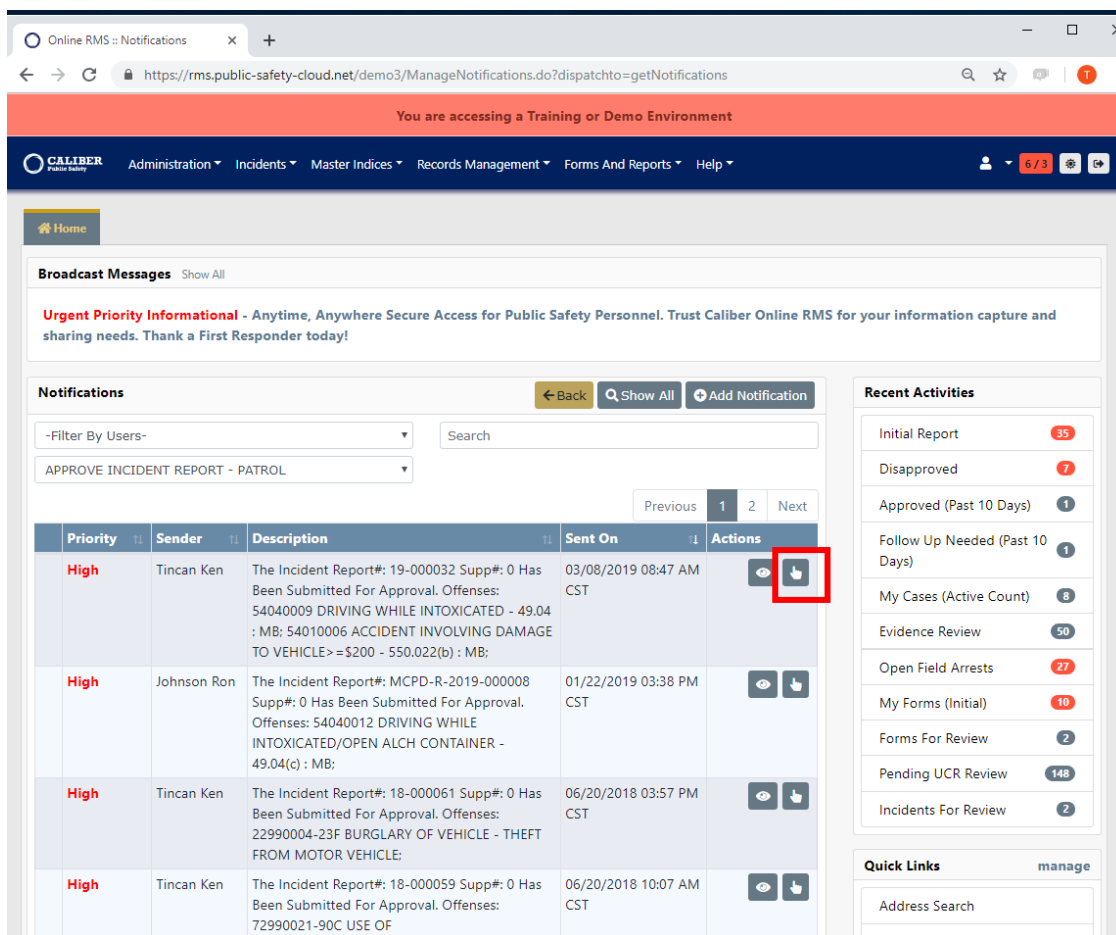
Code	Comments	Start Date	Expiration Date	Next Review Date	Date Of Info
Assaultive/Combative		12/11/2017			12/11/2017
Threaten to kill Officer		12/11/2017			12/11/2017

Figure 12: Standardized icons with tool tips

Incident Approval / Disapproval Process

Reduced mouse clicks and a streamlined process to view and approve incident reports. The incident disapproval process was enhanced to allow "Disapproval Comments" on any tab / section of the incident report, including the incident report narrative. Narrative text is selectable to enter disapproval comments to give feedback to officers. A single general disapproval comment field is still available. An officer acknowledgement process is required to make sure officers have reviewed all the disapproval comments.

- Incident Ready for Approval – Select Action button from approval notification or from the Approve Incident Report Search page.



The screenshot displays the Online RMS interface. At the top, a red banner indicates "You are accessing a Training or Demo Environment". The navigation bar includes links for Administration, Incidents, Master Indices, Records Management, Forms And Reports, and Help. The main content area shows a "Broadcast Messages" section with an "Urgent Priority Informational" message. Below this is a "Notifications" section with a table of notifications. The table has columns for Priority, Sender, Description, Sent On, and Actions. A red box highlights the "Approve" button in the Actions column for the first notification. The sidebar on the right shows "Recent Activities" with counts for various items like Initial Report, Disapproved, Approved, etc., and a "Quick Links" section with links like Address Search and Incident Search.

Priority	Sender	Description	Sent On	Actions
High	Tincan Ken	The Incident Report#: 19-000032 Supp#: 0 Has Been Submitted For Approval. Offenses: 54040009 DRIVING WHILE INTOXICATED - 49.04 : MB: 54010006 ACCIDENT INVOLVING DAMAGE TO VEHICLE>=\$200 - 550.022(b) : MB:	03/08/2019 08:47 AM CST	View Approve
High	Johnson Ron	The Incident Report#: MCPD-R-2019-000008 Supp#: 0 Has Been Submitted For Approval. Offenses: 54040012 DRIVING WHILE INTOXICATED/OPEN ALCH CONTAINER - 49.04(c) : MB:	01/22/2019 03:38 PM CST	View Approve
High	Tincan Ken	The Incident Report#: 18-000061 Supp#: 0 Has Been Submitted For Approval. Offenses: 22990004-23F BURGLARY OF VEHICLE - THEFT FROM MOTOR VEHICLE:	06/20/2018 03:57 PM CST	View Approve
High	Tincan Ken	The Incident Report#: 18-000059 Supp#: 0 Has Been Submitted For Approval. Offenses: 72990021-90C USE OF	06/20/2018 10:07 AM CST	View Approve

Figure 13: Incident Report Approval Notification Workflow

- Single Action Button – Goes directly to the Incident Report to view or edit (permission based).

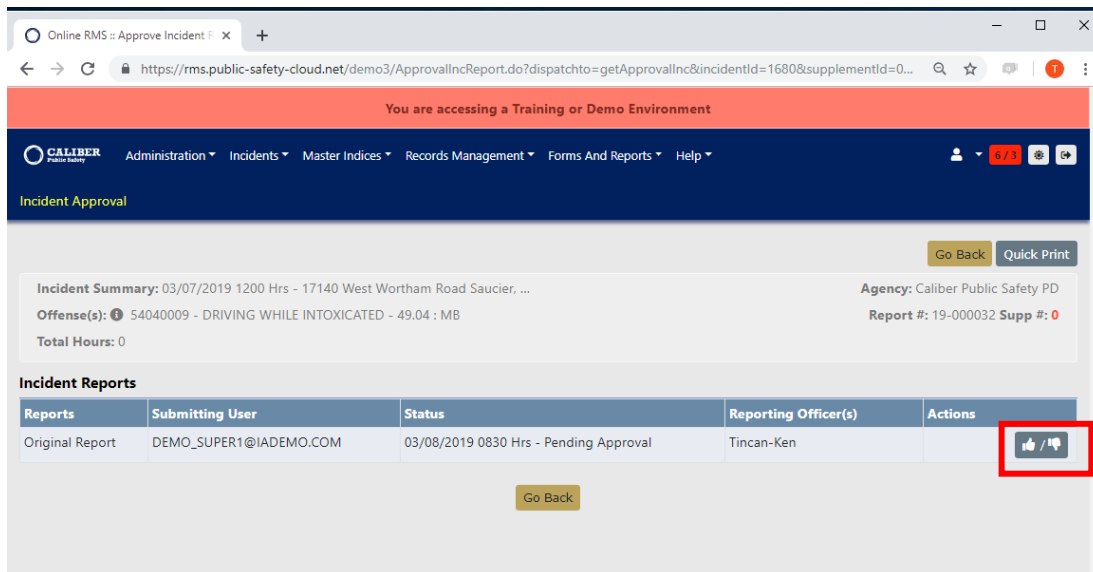


Figure 14: Notification Approval Action Page

- Incident Report Review – View Approval Utilities, Enter Disapproval Comments, or Approve.

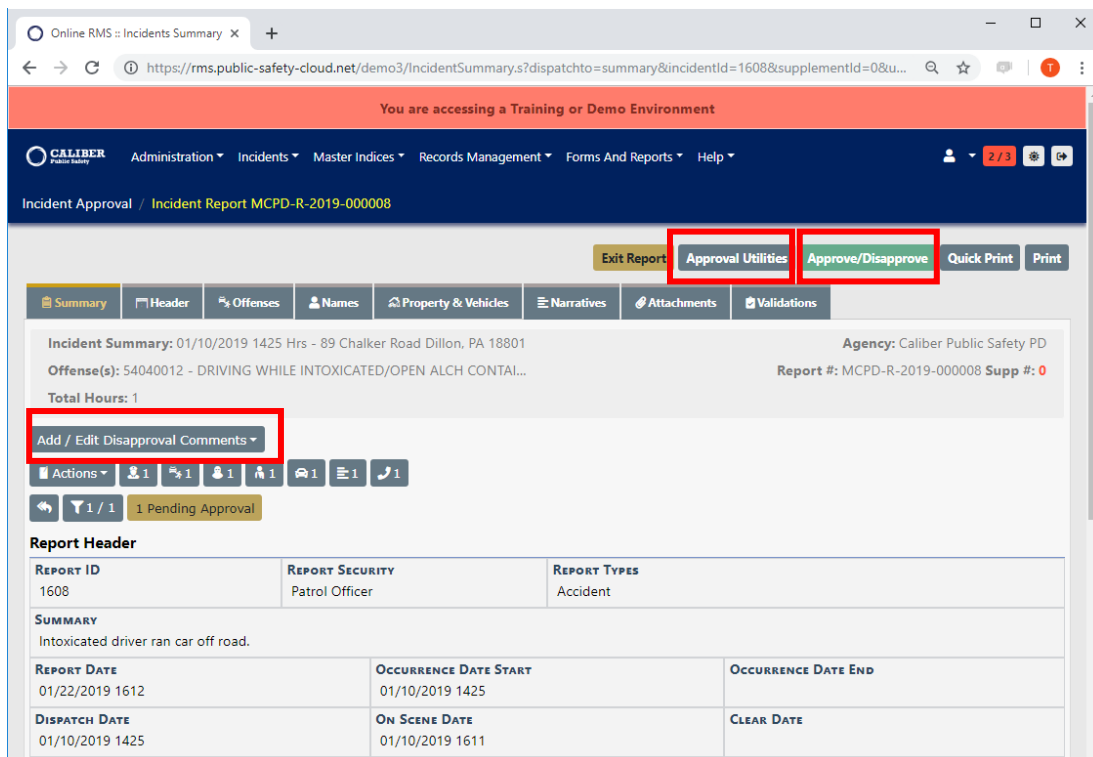


Figure 15: Approval Utilities - Click to View

- Approval Utilities – Displays previous Disapproval Comments, Warnings, and Offense Glossary.

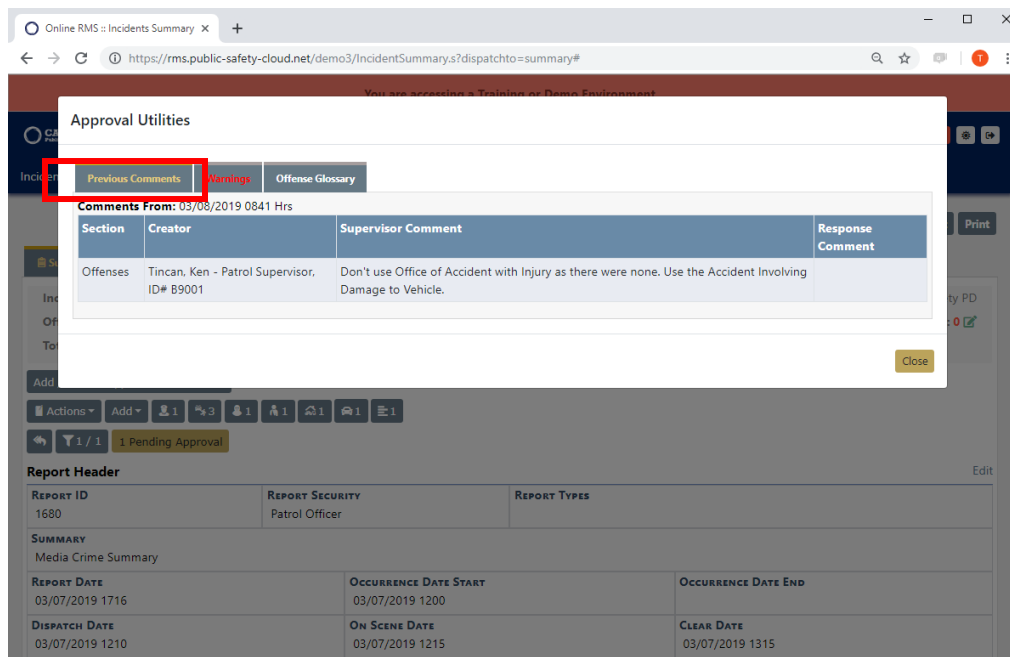


Figure 16: View Previous Disapproval Comments if available

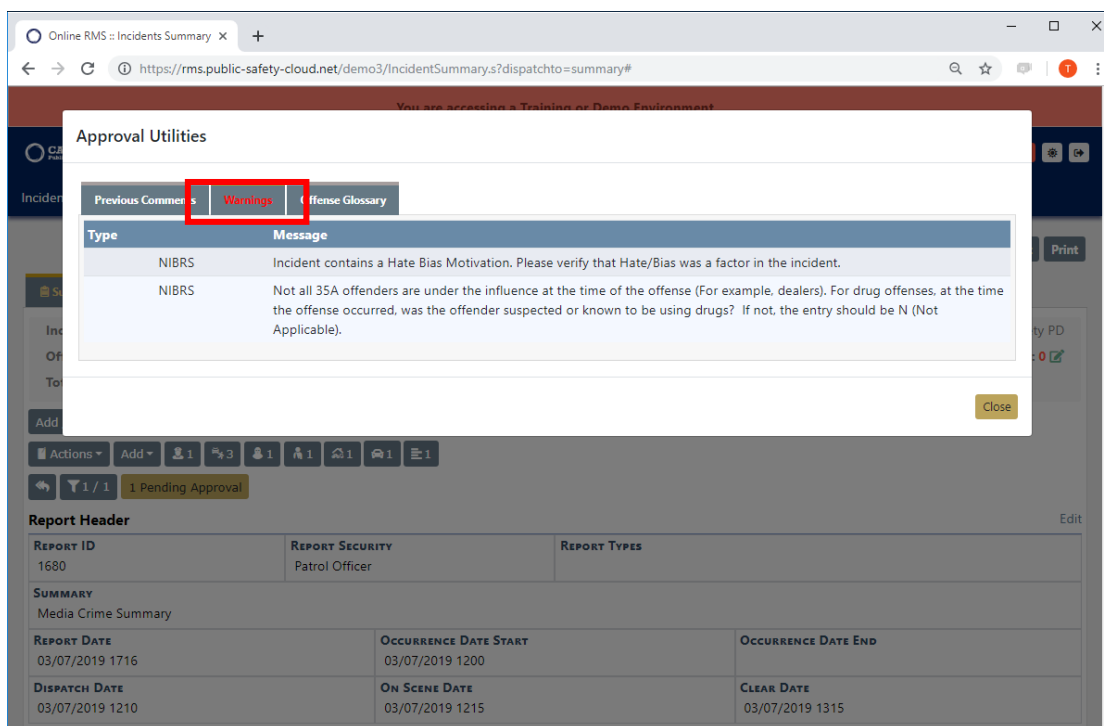
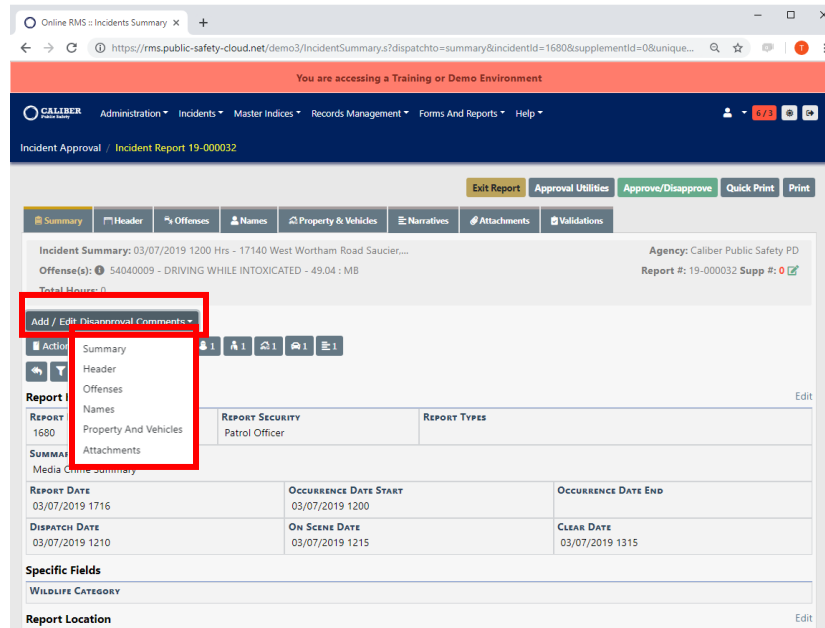


Figure 17: View Incident Warnings

- Add / Edit Disapproval Comments – Quick Utility to add disapproval comments to incident report sections.



Online RMS :: Incidents Summary

https://rms.public-safety-cloud.net/demo3/IncidentSummary.s?dispatchto=summary&incidentId=1680&supplementId=0&uniqueKey=U...

You are accessing a Training or Demo Environment

Administration Incidents Master Indices Records Management Forms And Reports Help

Incident Approval / Incident Report 19-000032

Exit Report Approval Utilities Approve/Disapprove Quick Print Print

Summary Header Offenses Names Property & Vehicles Narratives Attachments Validations

Incident Summary: 03/07/2019 1200 Hrs - 17140 West Wortham Road Saucier... Agency: Caliber Public Safety PD
Offense(s): 54040009 - DRIVING WHILE INTOXICATED - 49.04 : MB Report #: 19-000032 Supp #: 0

Total Hours: 0

Add / Edit Disapproval Comments

Summary Header Offenses Names Property & Vehicles Narratives Attachments Validations

REPORT 1680

REPORT SECURITY Patrol Officer

REPORT TYPES

REPORT DATE 03/07/2019 1716 OCCURRENCE DATE START 03/07/2019 1200 OCCURRENCE DATE END
DISPATCH DATE 03/07/2019 1210 ON SCENE DATE 03/07/2019 1215 CLEAR DATE 03/07/2019 1315

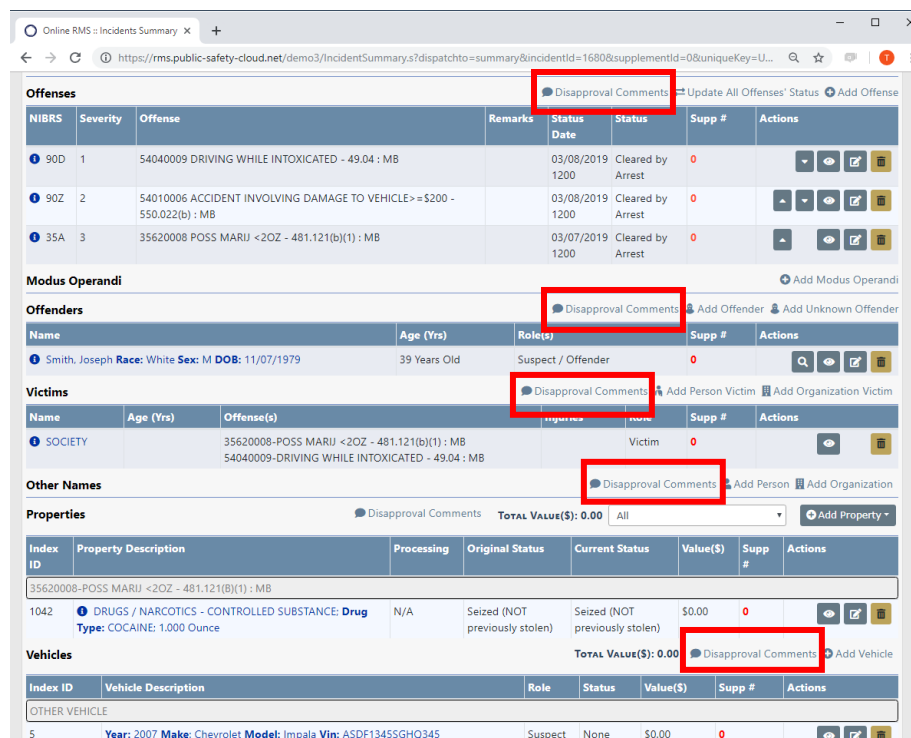
Specific Fields

WILDLIFE CATEGORY

Report Location

Figure 18: Add / Edit Disapproval Comments - Quick Entry

- Section Entry – Enter Comments directly from each section as you review the report.



Online RMS :: Incidents Summary

https://rms.public-safety-cloud.net/demo3/IncidentSummary.s?dispatchto=summary&incidentId=1680&supplementId=0&uniqueKey=U...

Offenses

NIBRS	Severity	Offense	Remarks	Status Date	Status	Supp #	Actions
90D	1	54040009 DRIVING WHILE INTOXICATED - 49.04 : MB		03/08/2019 1200	Cleared by Arrest	0	
90Z	2	54010006 ACCIDENT INVOLVING DAMAGE TO VEHICLE>= \$200 - 550.022(b) : MB		03/08/2019 1200	Cleared by Arrest	0	
35A	3	35620008 POSS MARIJ <2OZ - 481.121(b)(1) : MB		03/07/2019 1200	Cleared by Arrest	0	

Modus Operandi

Offenders

Name	Age (Yrs)	Role(s)	Supp #	Actions
Smith, Joseph Race: White Sex: M DOB: 11/07/1979	39 Years Old	Suspect / Offender	0	

Victims

Name	Age (Yrs)	Offense(s)	Supp #	Actions
SOCIETY		35620008-POSS MARIJ <2OZ - 481.121(b)(1) : MB 54040009-DRIVING WHILE INTOXICATED - 49.04 : MB	0	

Other Names

Properties

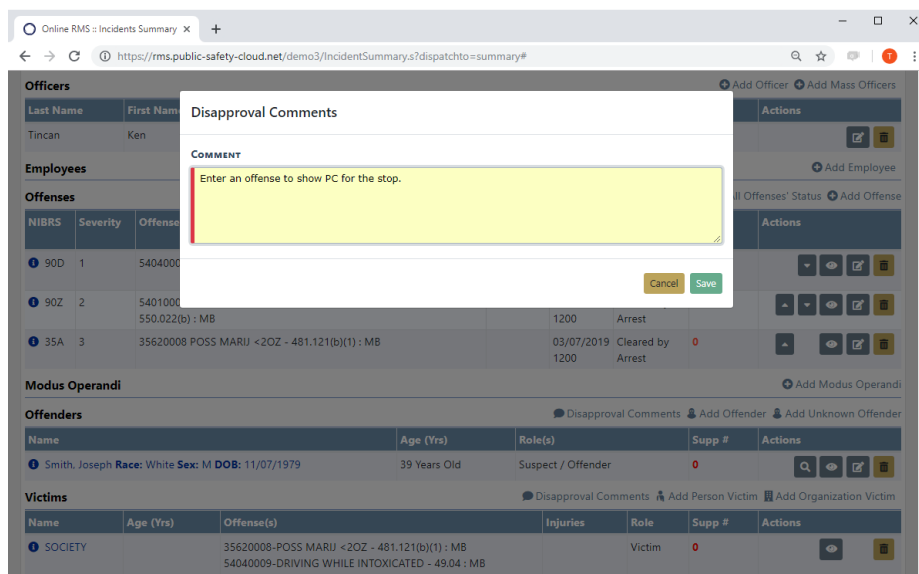
Index ID	Property Description	Processing	Original Status	Current Status	Value(\$)	Supp #	Actions
1042	DRUGS / NARCOTICS - CONTROLLED SUBSTANCE: Drug Type: COCAINE: 1.000 Ounce	N/A	Seized (NOT previously stolen)	Seized (NOT previously stolen)	\$0.00	0	

Vehicles

Index ID	Vehicle Description	Role	Status	Value(\$)	Supp #	Actions
5	Year: 2007 Make: Chevrolet Model: Impala Vin: ASDF1345SGHQ345	Suspect	None	\$0.00	0	

Figure 19: Add Comments from Section

- Enter Comment – Enter correct comment specific to section and save.



Online RMS :: Incidents Summary

https://rms.public-safety-cloud.net/demo3/IncidentSummary.s?dispatchto=summary#

Disapproval Comments

COMMENT

Enter an offense to show PC for the stop.

Cancel Save

Last Name	First Name
Tincan	Ken

Employees

NIBRS	Severity	Offense
90D	1	5404000
90Z	2	5401000
35A	3	35620008 POSS MARIJ <2OZ - 481.121(b)(1) : MB

Modus Operandi

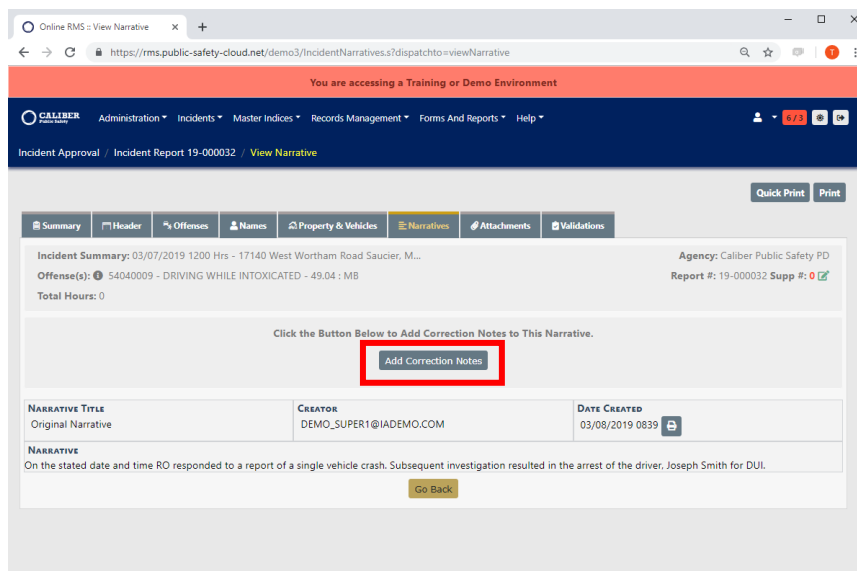
Name	Age (Yrs)	Role(s)	Supp #	Actions
Smith, Joseph Race: White Sex: M DOB: 11/07/1979	39 Years Old	Suspect / Offender	0	

Victims

Name	Age (Yrs)	Offense(s)	Injuries	Role	Supp #	Actions
SOCIETY		35620008-POSS MARIJ <2OZ - 481.121(b)(1) : MB 54040009-DRIVING WHILE INTOXICATED - 49.04 : MB		Victim	0	

Figure 20: Disapproval Section Comments

- Narrative Comments – Add correction notes to narratives.



Online RMS :: View Narrative

https://rms.public-safety-cloud.net/demo3/IncidentNarratives.s?dispatchto=viewNarrative

You are accessing a Training or Demo Environment

Administration Incidents Master Indices Records Management Forms And Reports Help

Incident Approval / Incident Report 19-000032 / View Narrative

Quick Print Print

Summary Header Offenses Names Property & Vehicles Narratives Attachments Validations

Incident Summary: 03/07/2019 1200 Hrs - 17140 West Wortham Road Saucier, M...

Offense(s): 54040009 - DRIVING WHILE INTOXICATED - 49.04 : MB

Total Hours: 0

Agency: Caliber Public Safety PD

Report #: 19-000032 Supp #: 0

Click the Button Below to Add Correction Notes to This Narrative.

Add Correction Notes


NARRATIVE TITLE	CREATOR	DATE CREATED
Original Narrative	DEMO_SUPER1@IADEMO.COM	03/08/2019 0839

NARRATIVE

On the stated date and time RO responded to a report of a single vehicle crash. Subsequent investigation resulted in the arrest of the driver, Joseph Smith for DUL.

Go Back

Figure 21: Narrative Disapproval Comments

- Selectable Narrative Text – Highlight narrative text and select the pencil  icon to add correction notes.

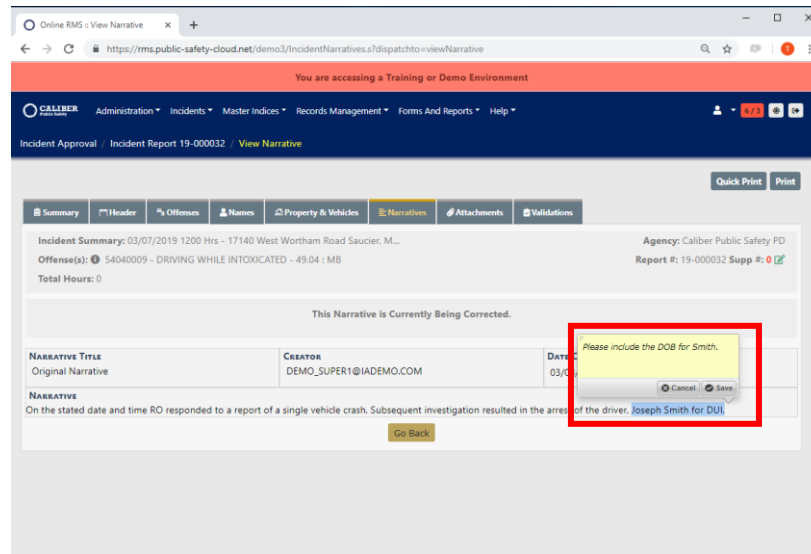


Figure 22: Narrative Comments for Highlighted Text

- Visual Alerts – Appear to indicate disapproval comments have been added and are unacknowledged.

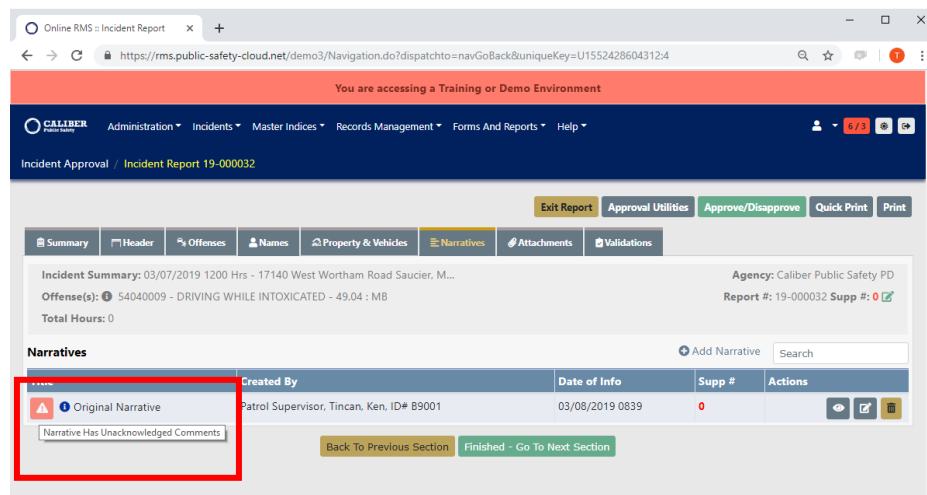
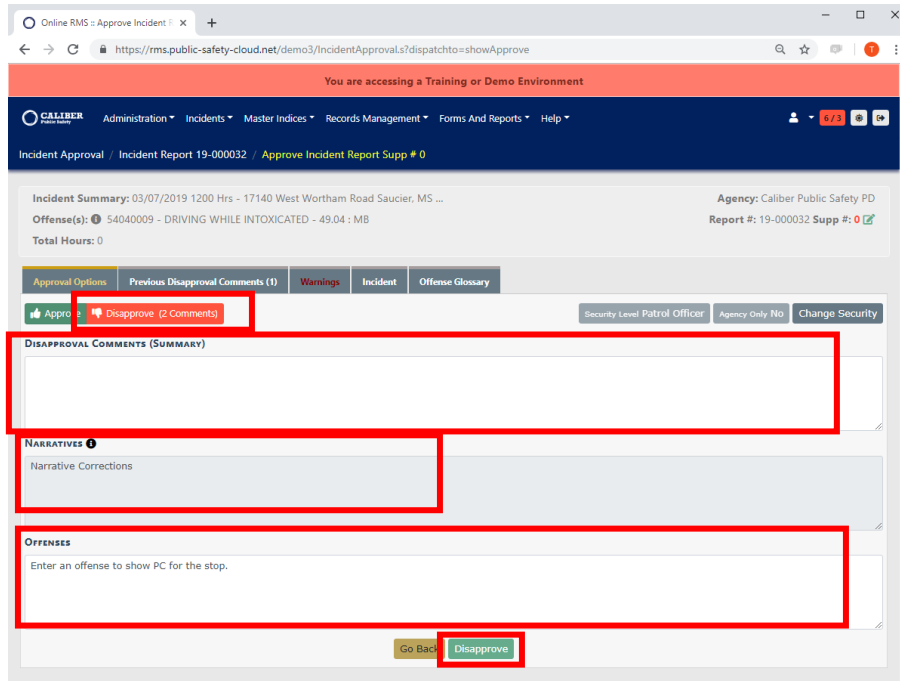


Figure 23: Comments Awareness via Alerts

- Finalize Disapproval – Select Approve/Disapprove button to finalize the disapproval and notify user.
- A count of disapproval comments appears with comments for each section. Comments are updatable.
- Narrative comments are only reviewable from the Narrative page.
- As desired, you can enter General comments in lieu of sections comments.



Online RMS : Approve Incident : x

https://rms.public-safety-cloud.net/demo3/IncidentApprovals?dispatchto=showApprove

You are accessing a Training or Demo Environment

CALIBER Public Safety Administration Incidents Master Indices Records Management Forms And Reports Help

Incident Approval / Incident Report 19-000032 / Approve Incident Report Supp # 0

Incident Summary: 03/07/2019 1200 Hrs - 17140 West Wortham Road Saucier, MS ... Agency: Caliber Public Safety PD
Offense(s): 54040009 - DRIVING WHILE INTOXICATED - 49.04 : MB Report #: 19-000032 Supp #: 0
Total Hours: 0

Approval Options Previous Disapproval Comments (1) Warnings Incident Offense Glossary

Approve Disapprove (2 Comments) Security Level Patrol Officer Agency Only No Change Security

DISAPPROVAL COMMENTS (SUMMARY)

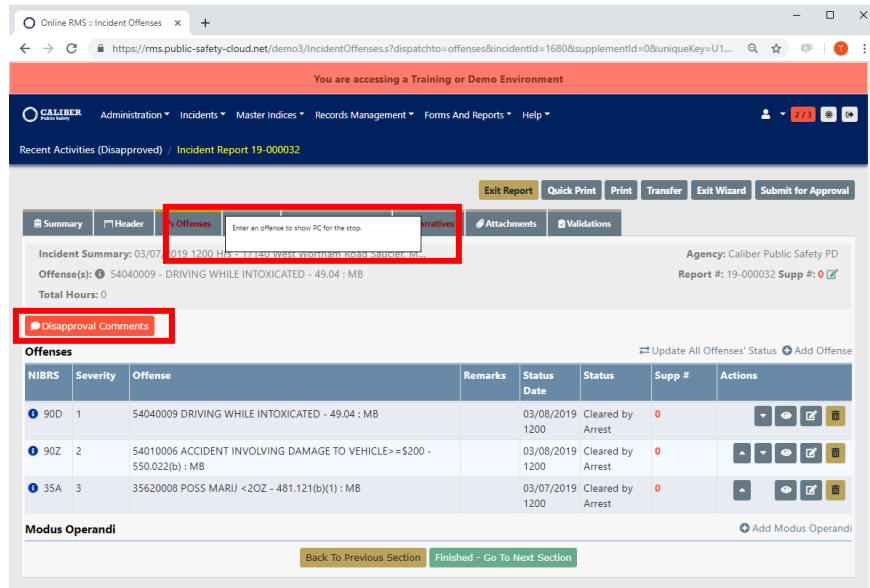
NARRATIVES 1
Narrative Corrections

OFFENSES
Enter an offense to show PC for the stop.

Go Back Disapprove

Figure 24: Finalize Disapproval Options

- Report Owner Corrections – Report owner takes action on disapproval notice to correct report and resubmit for approval. Tabs with disapproval comments highlight red for awareness. Mouse over tabs to see comments or click on the “Disapproval Comment” button on the section page.

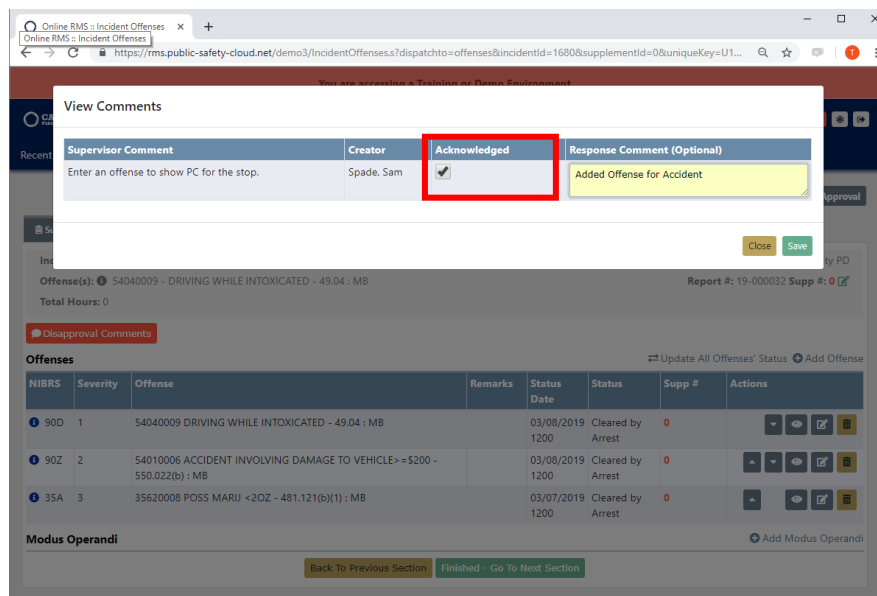


The screenshot shows the 'Incident Report 19-000032' page. The 'Disapproval Comments' tab is highlighted in red. The page displays a table of offenses with columns: NIBRS, Severity, Offense, Remarks, Status Date, Status, Supp #, and Actions. The offenses listed are:

NIBRS	Severity	Offense	Remarks	Status Date	Status	Supp #	Actions
90D	1	54040009 DRIVING WHILE INTOXICATED - 49.04 : MB		03/08/2019 1200	Cleared by Arrest	0	[Icons]
90Z	2	54010006 ACCIDENT INVOLVING DAMAGE TO VEHICLE>=\$200 - 550.022(b) : MB		03/08/2019 1200	Cleared by Arrest	0	[Icons]
35A	3	35620008 POSS MARJ <2OZ - 481.121(b)(1) : MB		03/07/2019 1200	Cleared by Arrest	0	[Icons]

Figure 25: Report Owner Correction Workflow

- Report Owner Corrections – Section comments must be acknowledged for all disapproval comments prior to submitting report for approval. Response comments are optional.



The screenshot shows the 'View Comments' dialog box. The 'Acknowledged' checkbox is checked. The 'Response Comment (Optional)' field contains the text 'Added Offense for Accident'. The background shows the same incident report page as Figure 25.

Figure 26: Acknowledge Comment and Correction

- Report Owner Corrections – Narrative comments must be acknowledged for all disapproval comments prior to submitting report for approval. Use previous and next buttons to view each comment. Edit the narrative in the left hand narrative panel. The right panel is for viewing the correction comments.

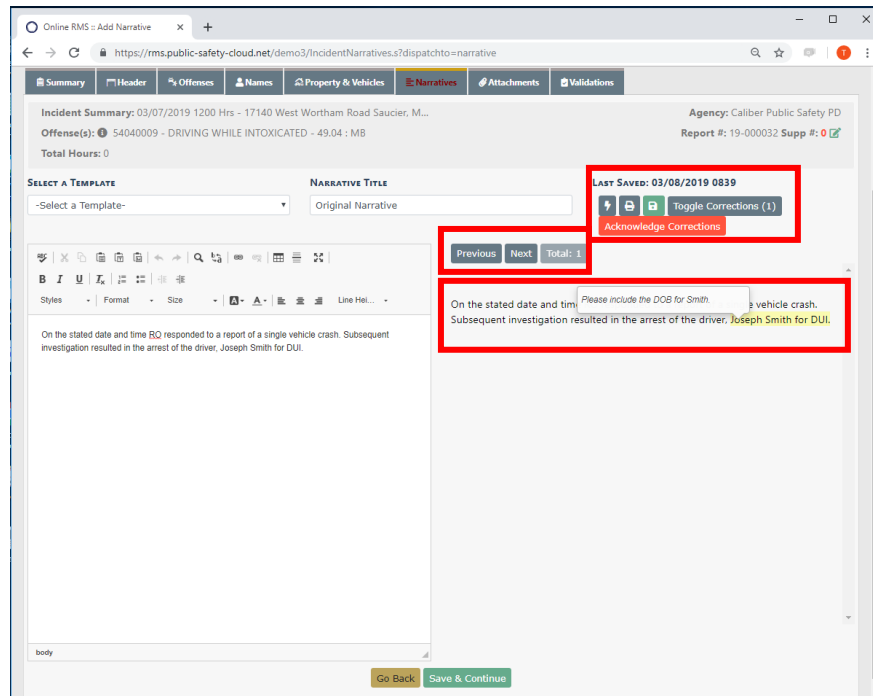


Figure 27: Narrative Corrections - View and Make Corrections

- Report Owner Corrections – Select “Acknowledge Comment” button to acknowledge your actions on the narrative corrections. Response comments are optional.

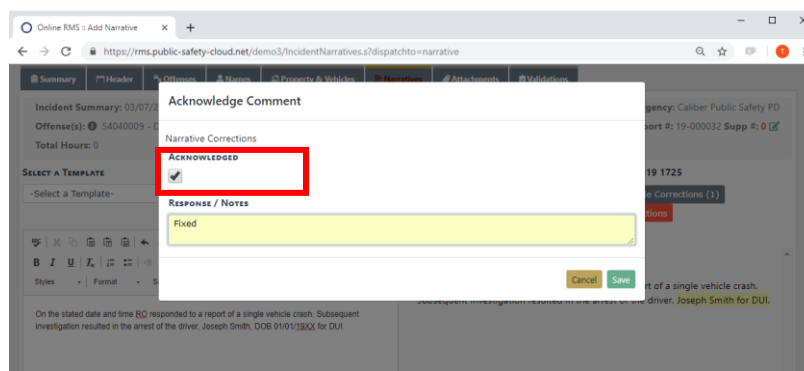
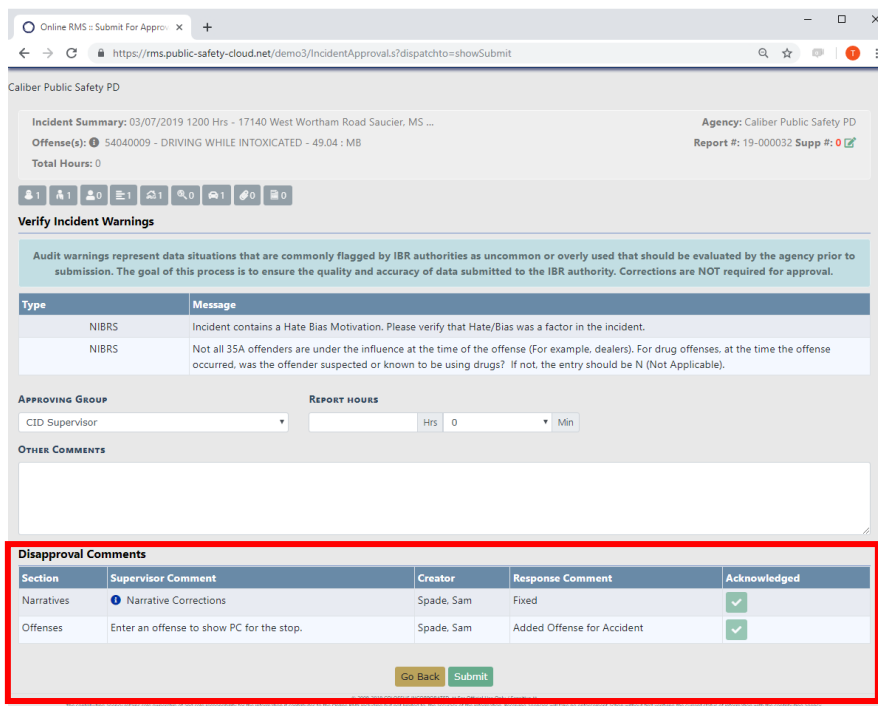


Figure 28: Narrative Correction Acknowledgement

- Review and Submit – When finished with corrections select to “Submit for Approval”. A summary of your comments and acknowledgments display. Unacknowledged comments can be acknowledged from this page.



Online RMS : Submit For Approval

https://rms-public-safety-cloud.net/demo3/IncidentApprovals/dispatchto=showSubmit

Caliber Public Safety PD

Incident Summary: 03/07/2019 1200 Hrs - 17140 West Wortham Road Saucier, MS ...
Offense(s): 54040009 - DRIVING WHILE INTOXICATED - 49.04 : MB
Total Hours: 0

Agency: Caliber Public Safety PD
Report #: 19-000032 Supp #: 0

Verify Incident Warnings

Audit warnings represent data situations that are commonly flagged by IBR authorities as uncommon or overly used that should be evaluated by the agency prior to submission. The goal of this process is to ensure the quality and accuracy of data submitted to the IBR authority. Corrections are NOT required for approval.

Type	Message
NIBRS	Incident contains a Hate Bias Motivation. Please verify that Hate/Bias was a factor in the incident.
NIBRS	Not all 35A offenders are under the influence at the time of the offense (For example, dealers). For drug offenses, at the time the offense occurred, was the offender suspected or known to be using drugs? If not, the entry should be N (Not Applicable).

APPROVING GROUP: CID Supervisor

REPORT HOURS: 0 Hrs 0 Min

OTHER COMMENTS


Section	Supervisor Comment	Creator	Response Comment	Acknowledged
Narratives	Narrative Corrections	Spade, Sam	Fixed	✓
Offenses	Enter an offense to show PC for the stop.	Spade, Sam	Added Offense for Accident	✓

Go Back Submit

Figure 29: Submit for Approval - Review Page

Image Upload

An "Image Library" feature is now available to save officers time by allowing the uploading of one or more images directly from a mobile device to a personal RMS image library for the user. Mobile devices with a camera can capture an image directly from the camera to save in the image library. Images are available to easily import into an incident report, field arrest, and master person records.

- Mobile Device Friendly – Easily take photos in the field with a mobile device and store to the image library. Image library is available from the User's My Profile Icon .

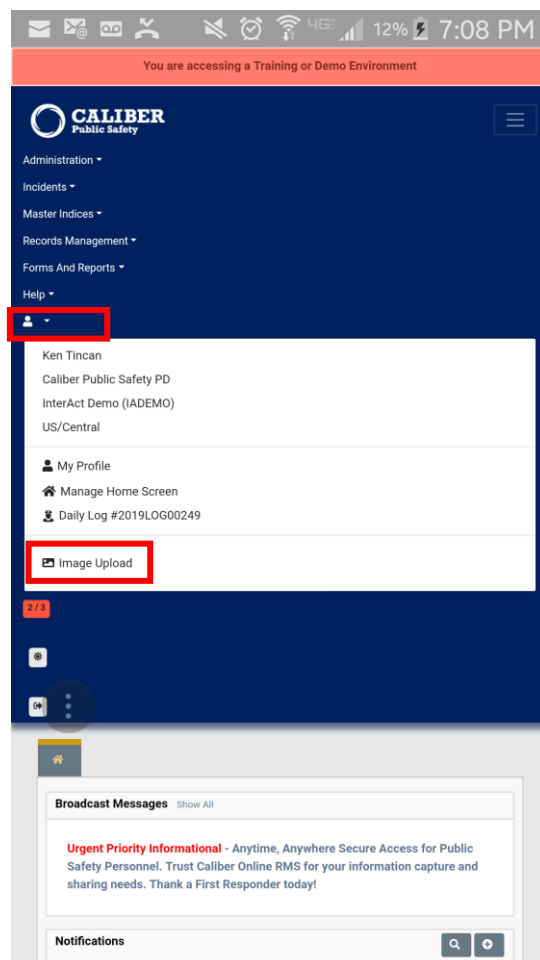


Figure 30: Image Upload Feature

- Drop Files or Click to “Add Files”. Select “Camera” to take a photo and upload directly from the camera on your mobile device or select “My Files” or local folder to upload from device storage. Images are only supported at this time.

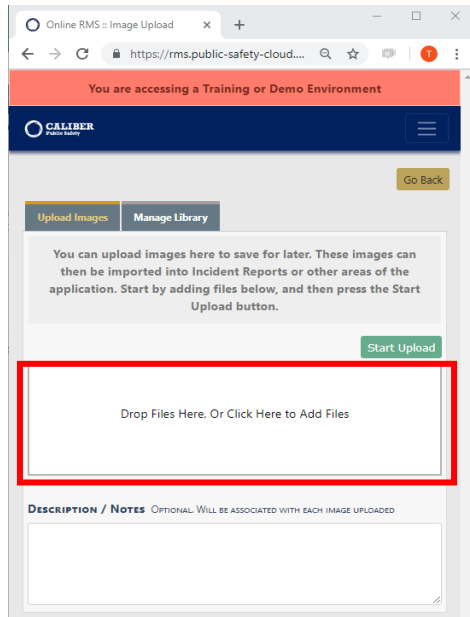


Figure 32: Image Upload - Add Page

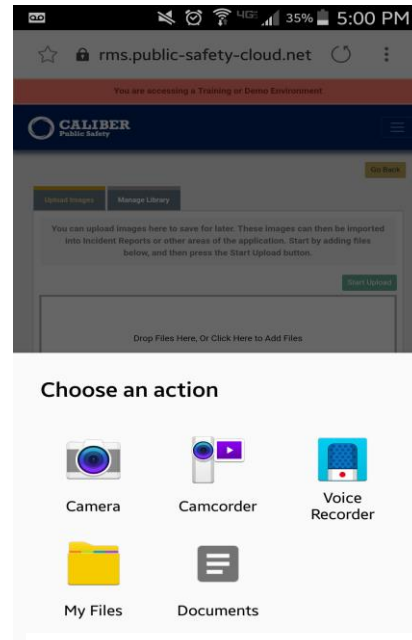


Figure 31: Image Upload - Mobile Device Options

- Images only – Images only supported at this time from the Image Uploader. Video support coming in a future release (requires subscription to large file storage option).

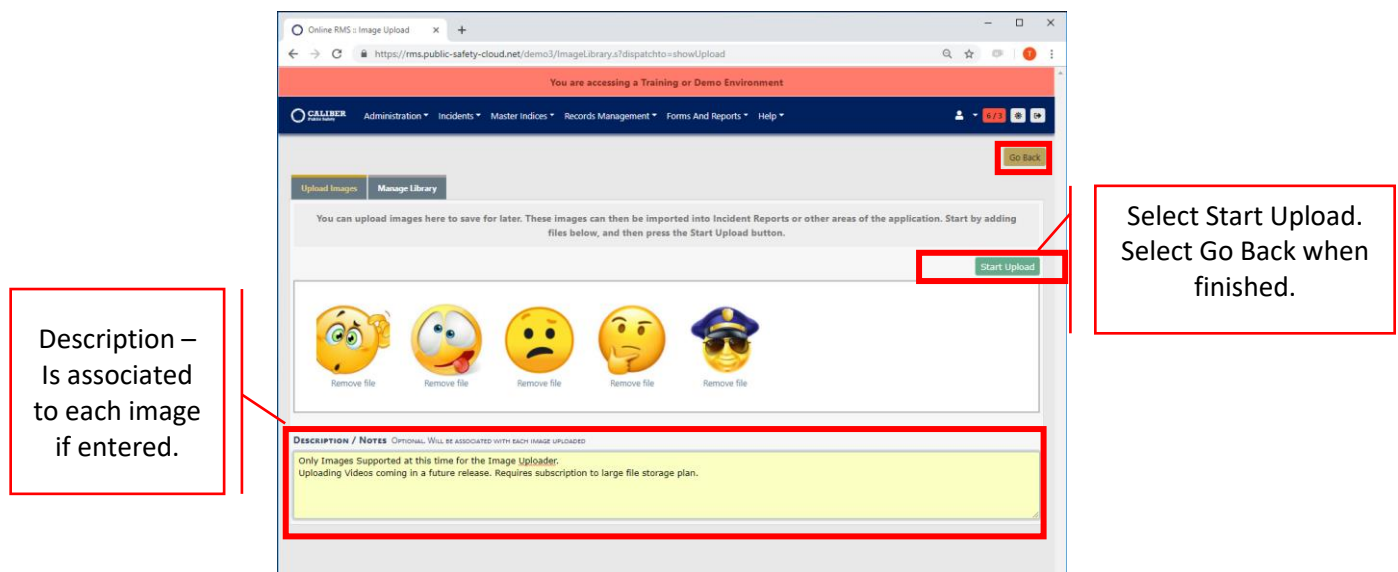


Figure 33: Start Upload to Load Images to Library

- **Manage Library** – Available at any time to view images and manage images in library. Delete or download the images to a local device as needed.

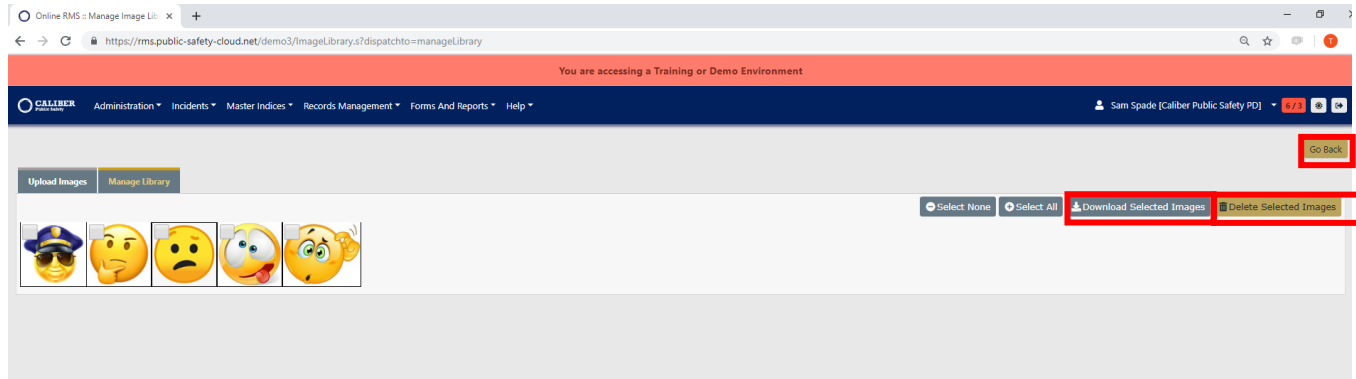


Figure 34: Manage Image Library

- **Import Images** – Supported for Incidents, Field Arrests, and Person records at this time. Look for the “Image Library” link (text).

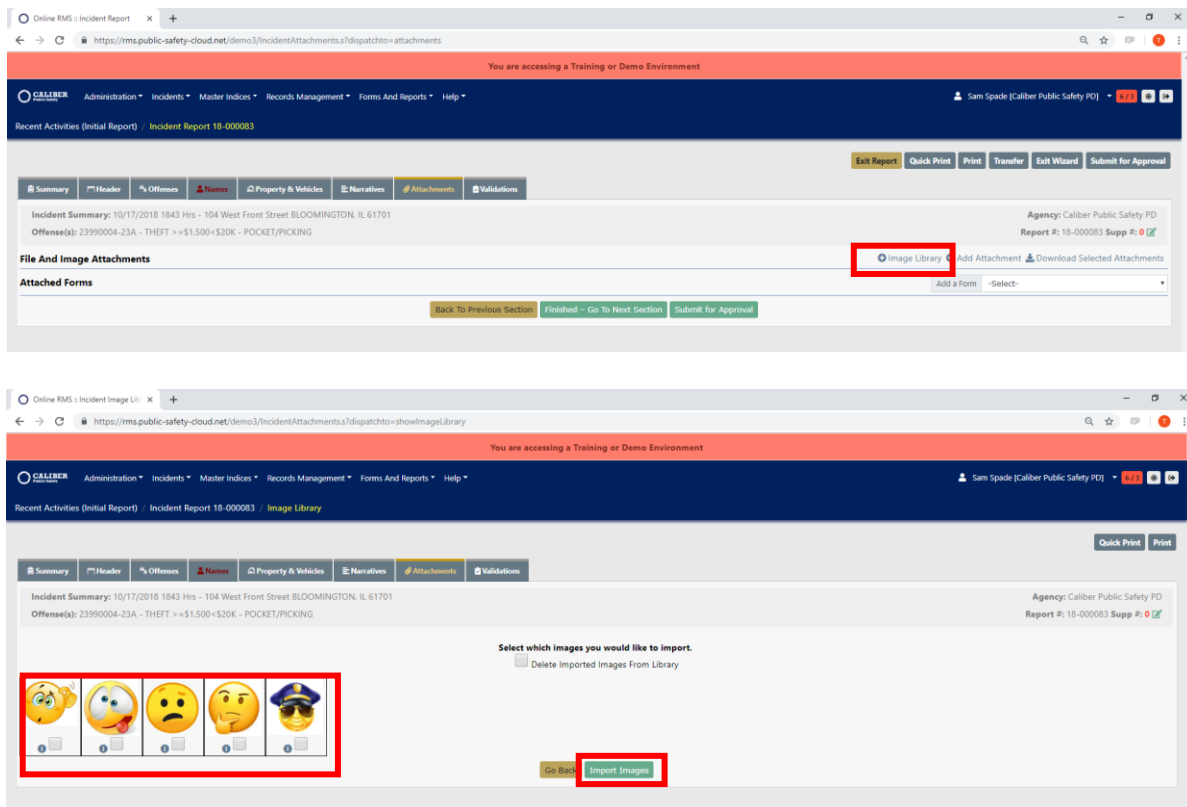
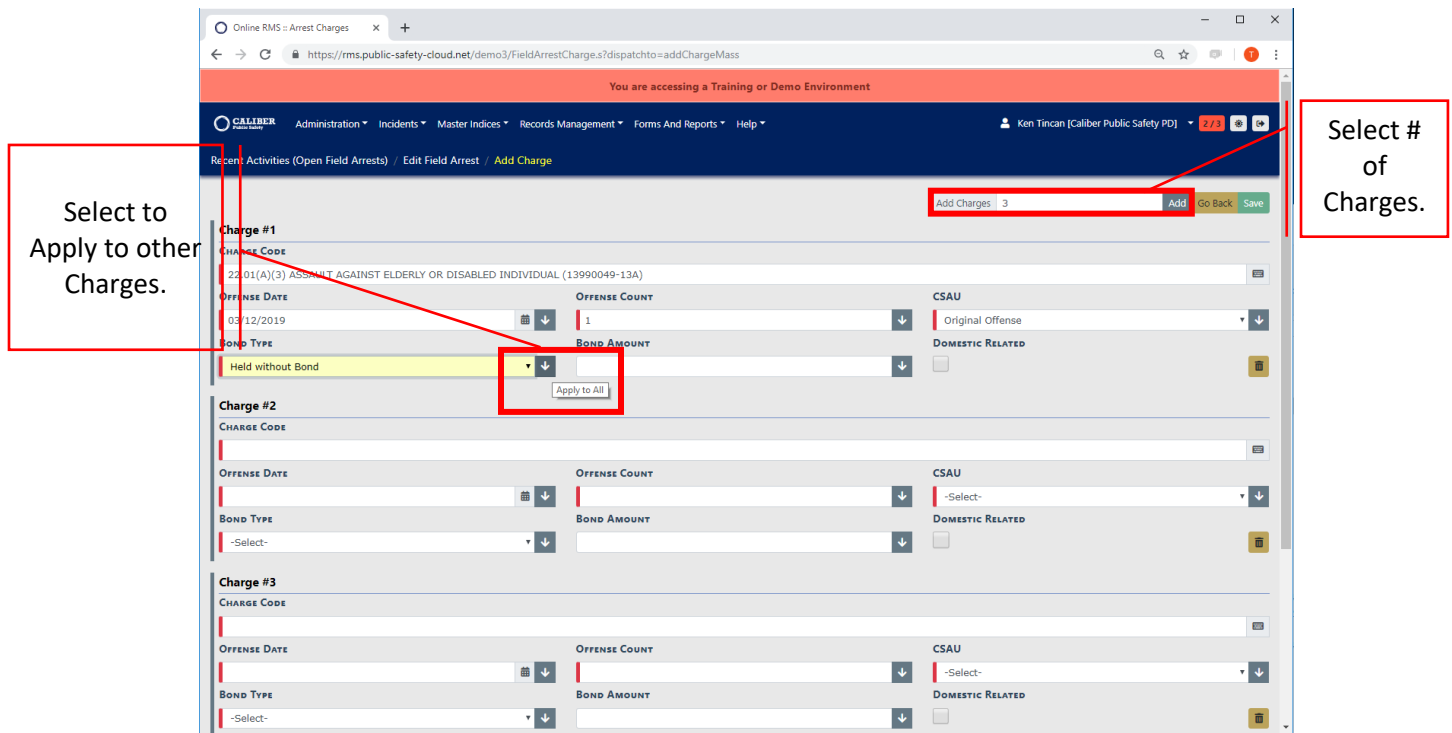


Figure 35: Import Images from Library. Select one or multiple images.

Field Arrest Mass Charge Entry

A mass charge entry process was added to the field arrest module to increase efficiency and cut mouse clicks when entering a field arrest that has multiple arrest charges. When selecting to “Add a Charge”, users can select the number of charges and easily add that number of charges in mass from a single entry page. Use the down arrows to populate the value of a cell to all charges below the selected value.



Select to Apply to other Charges.

Select # of Charges.

Online RMS - Arrest Charges

https://rms.public-safety-cloud.net/demo3/FieldArrestCharge.s?dispatchto=addChargeMass

You are accessing a Training or Demo Environment

Administration Incidents Master Indices Records Management Forms And Reports Help

Ken Tincan [Caliber Public Safety PD] 2/23

Recent Activities (Open Field Arrests) / Edit Field Arrest / Add Charge

Add Charges 3 Add Go Back Save

Charge #1

CHARGE CODE 22.01(A)(3) ASSAULT AGAINST ELDERLY OR DISABLED INDIVIDUAL (13990049-13A)

OFFENSE DATE 03/12/2019 OFFENSE COUNT 1 CSAU Original Offense

BOND TYPE Held without Bond BOND AMOUNT DOMESTIC RELATED

Apply to All

Charge #2

CHARGE CODE

OFFENSE DATE OFFENSE COUNT CSAU -Select-

BOND TYPE -Select- BOND AMOUNT DOMESTIC RELATED

Charge #3

CHARGE CODE

OFFENSE DATE OFFENSE COUNT CSAU -Select-

BOND TYPE -Select- BOND AMOUNT DOMESTIC RELATED

Figure 36: Field Arrest Mass Charge Entry Page

Charts and Stats

A “Calls For Service” chart is now available from the Home Page Charts to view CFS events imported from CAD or directly entered via the RMS CFS module. The chart provides awareness of activities for shift briefings. Time ranges allow users to view events from a prior shift or particular time frame. Geo-coded events are available for plotting on a map display. Filters were added to the Unapproved Incidents and Offense Activity charts to filter by Agency and/or User Groups.

- Main CFS Charts Page – Select Map  icon to view events on map.

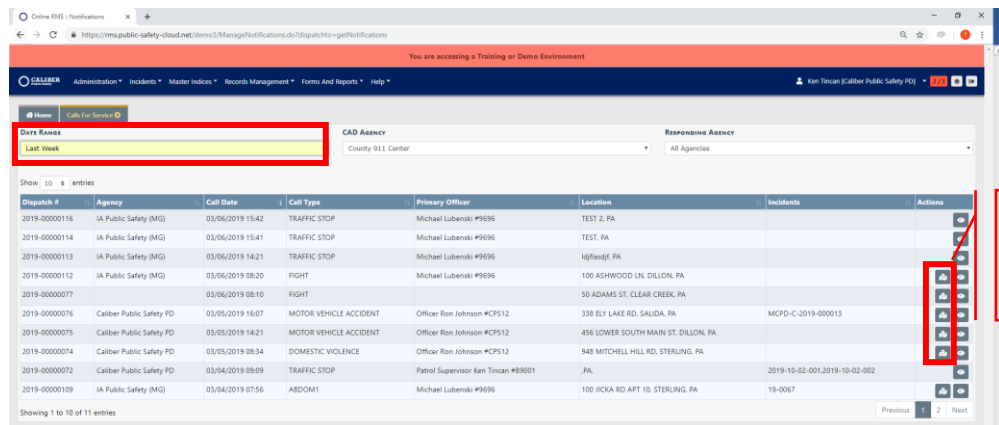


Figure 37: Calls for Service Main Chart Page

- CFS Map Display – Click on map to view event or view event in event list.

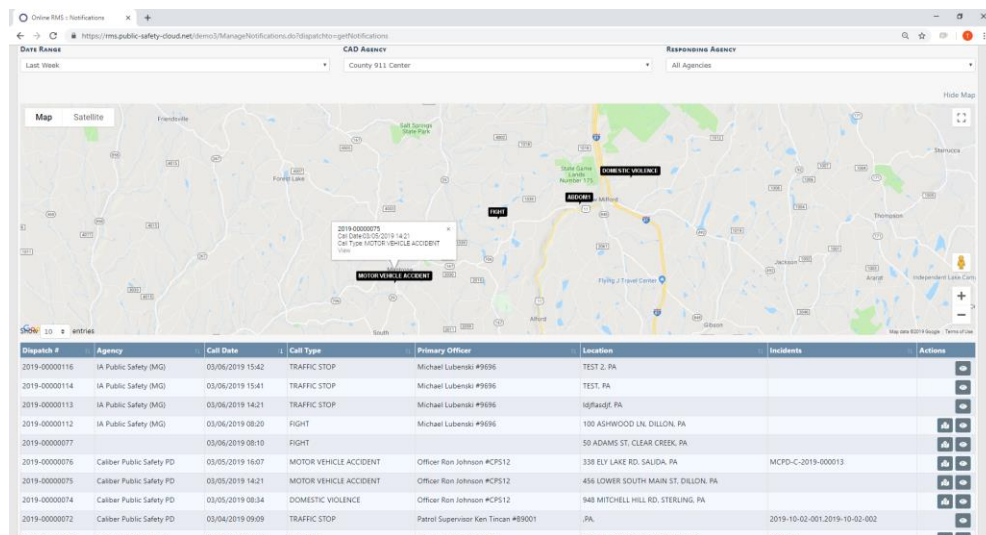


Figure 38: CFS Event Map View

- **Offense Activity** – An Agency Filter is now available for multi-tiered agencies to view events at the top organization level for all agencies or an individual agency beneath the parent organization.

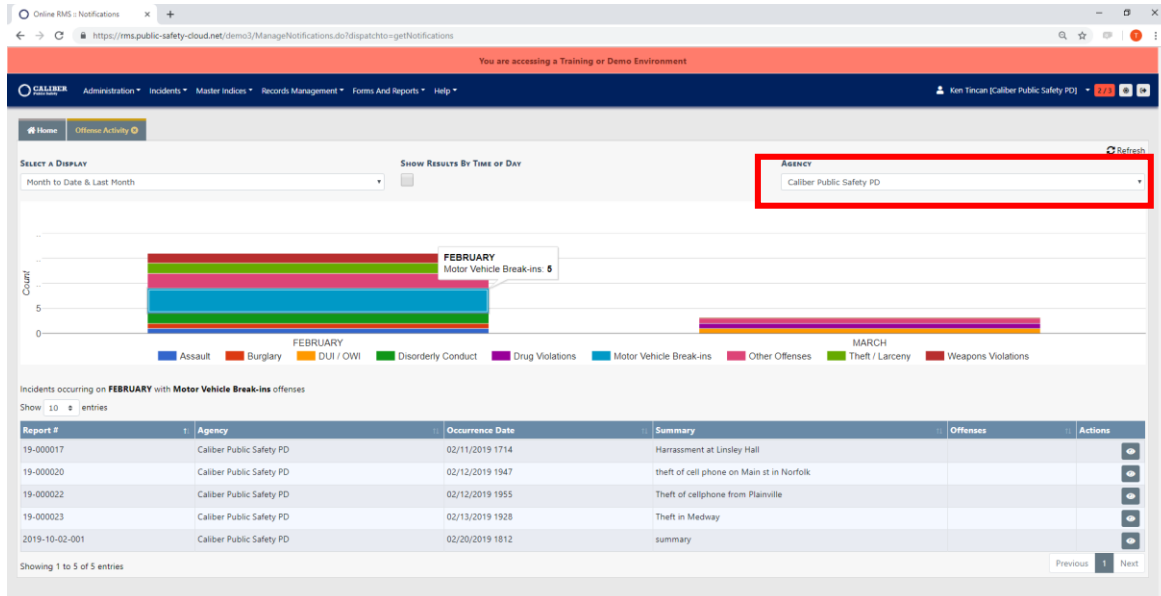


Figure 39: Offense Activity Chart - Agency Selection

- **Unapproved Incidents** – An Agency Filter is now available for multi-tiered agencies to view events at the top organization level for all agencies or an individual agency beneath the parent organization. “User Filter” for Notification User groups is available to view incidents for users in the group.

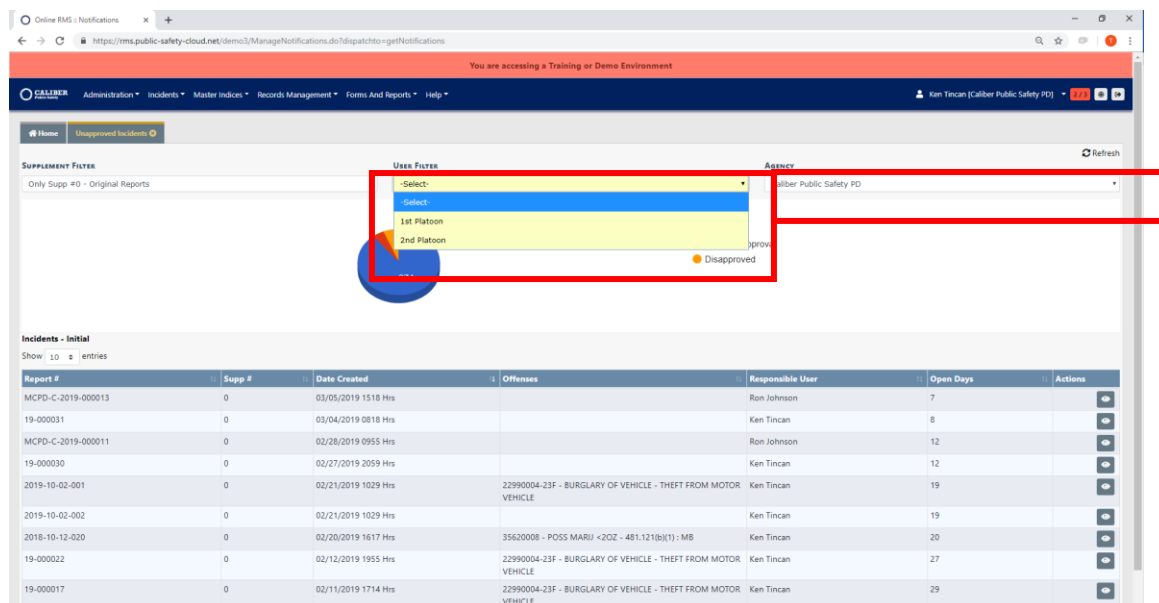



Figure 40: Unapproved Incident Chart Filters

Investigative Case Tags

In "My Active Cases", users can now "tag" cases with keywords that they choose. This enhancement allows investigators to increase efficiency by creating their own tags to group cases based on similar actions, suspects, or other information. Case tags are unique to each user. Select the Case Tag  icon to select or create a case tag.

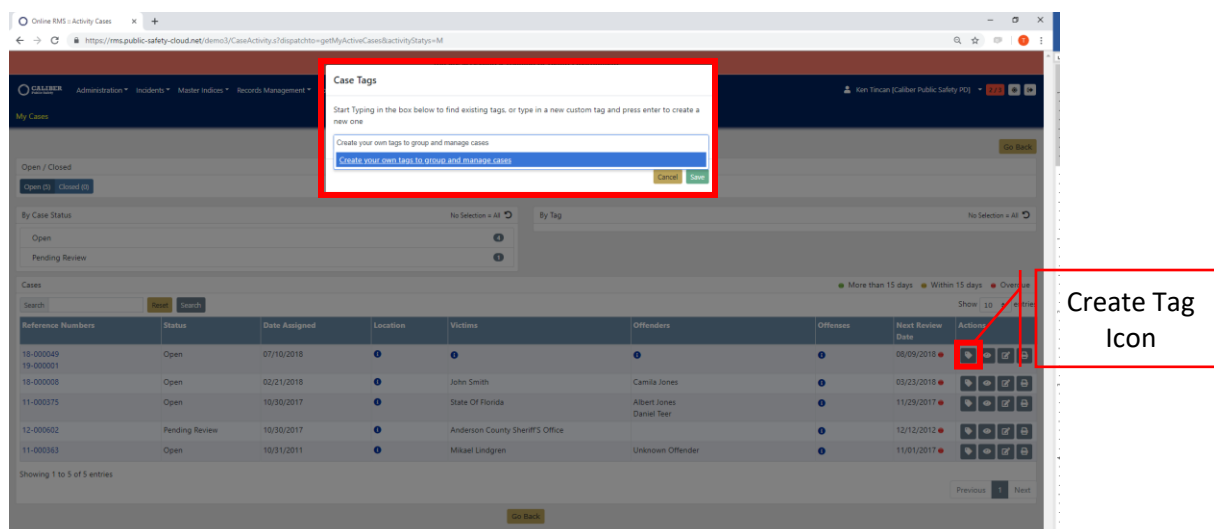


Figure 41: My Active Cases Page - Create Case Tag

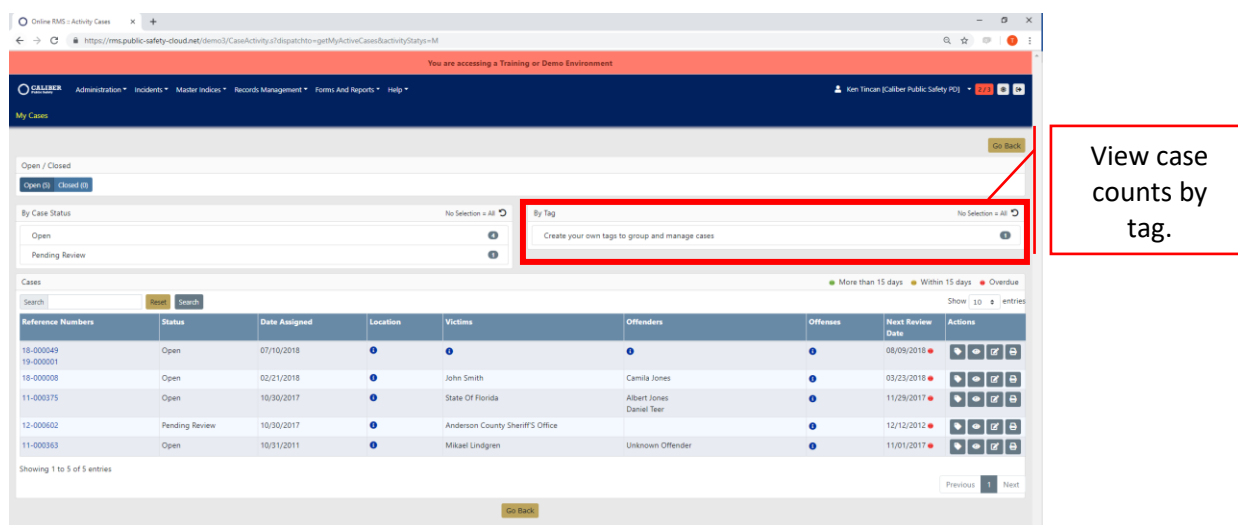
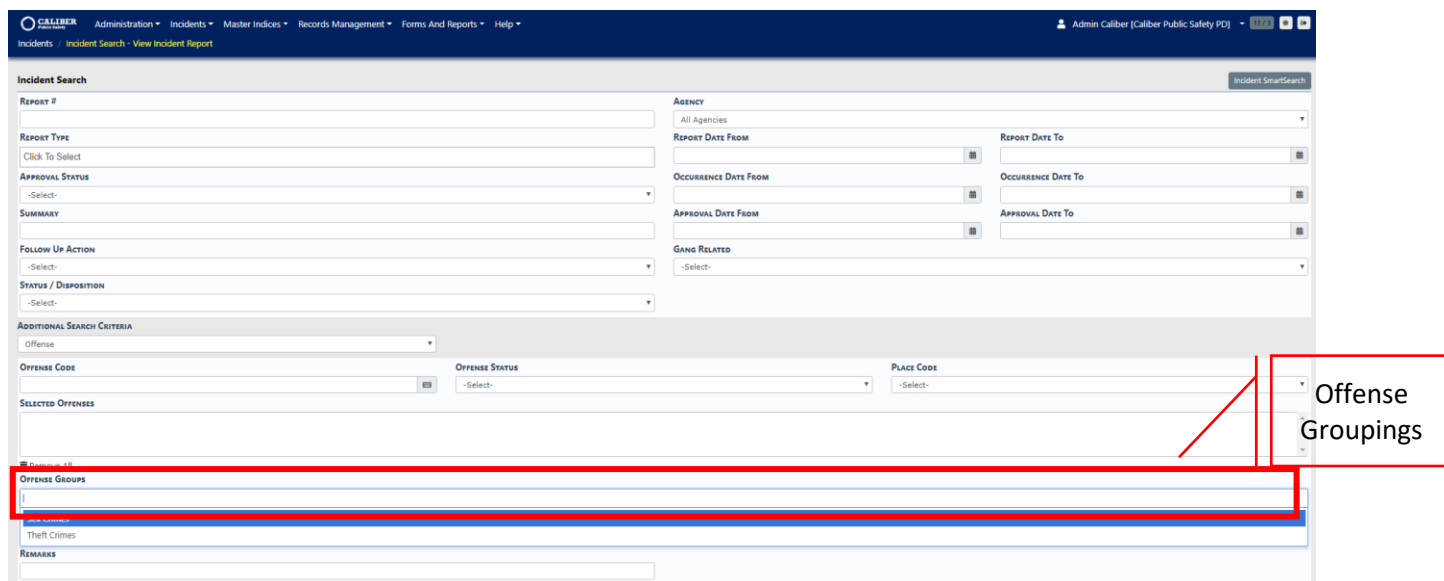


Figure 42: My Active Cases Page - Tag Category Counts

Incident Search Enhancements

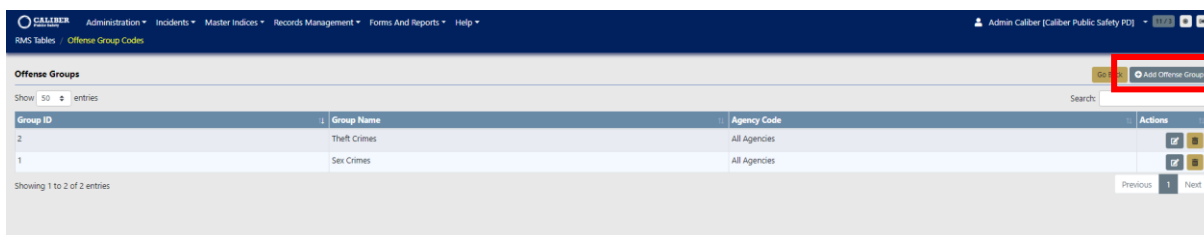
The ability to create offense groupings and search for incident reports having one or more offenses contained in the selected offense grouping(s) will streamline searching for incident reports containing similar offenses, such as sex offenses, theft offenses, domestic violence offenses by alleviating the need to select each offense.



The screenshot shows the 'Incident Search' interface. The 'Offense Groups' section is highlighted with a red box, and a callout points to it with the text 'Offense Groupings'. The interface includes various search filters such as Report #, Report Type, Approval Status, Summary, Follow Up Action, Status / Disposition, Agency, Report Date From/To, Occurrence Date From/To, Approval Date From/To, Gang Related, Offense Code, Offense Status, Place Code, and a list of Selected Offenses. The 'Offense Groups' section is currently empty, showing a search bar and a list of groups.

Figure 43: Incident - Additional Search Criteria - Offenses - Search by Offense Group

Offense groupings are managed by agency administrators from the Administration -> Tables -> RMS Tables -> Offense Group Codes page. Select "Add Offense Group" to add a new Offense Grouping. Select edit to edit existing groupings or delete a grouping. Offense groups are configurable for all agencies or a specific agency or organization.



The screenshot shows the 'Offense Groups' management interface. It includes a table with columns for Group ID, Group Name, Agency Code, and Actions. The 'Add Offense Group' button is highlighted with a red box. The table shows two existing groups: 'Theft Crimes' and 'Sex Crimes', both associated with 'All Agencies'.

Group ID	Group Name	Agency Code	Actions
2	Theft Crimes	All Agencies	[Edit] [Delete]
1	Sex Crimes	All Agencies	[Edit] [Delete]

Figure 44: Add Offense Group

Add offenses to the group to complete the set-up of a new offense group. Remove offenses by double clicking on the offense code.

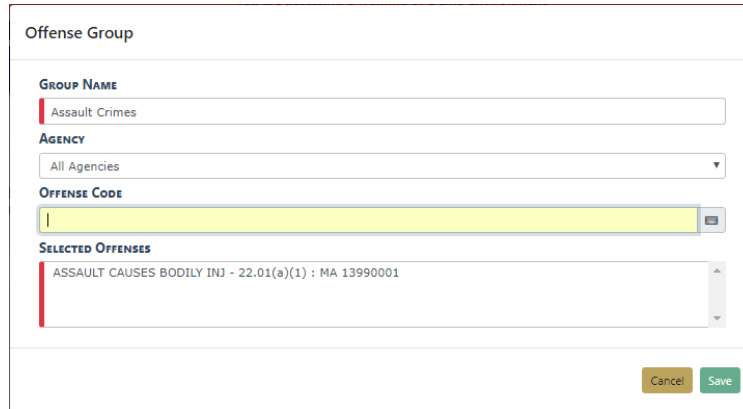


Figure 45: Offense Group Add/Edit Page.

The ability to select multiple Incident Report Types for searching will allow agencies using Incident Report Types to search form reports containing at least one of the selected incident report types. Click a value in the list of values to select an incident report type.

Select one or more values.

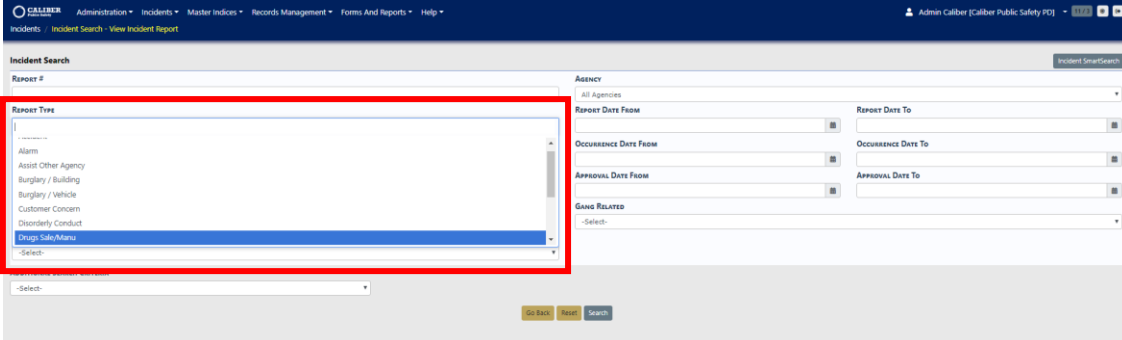
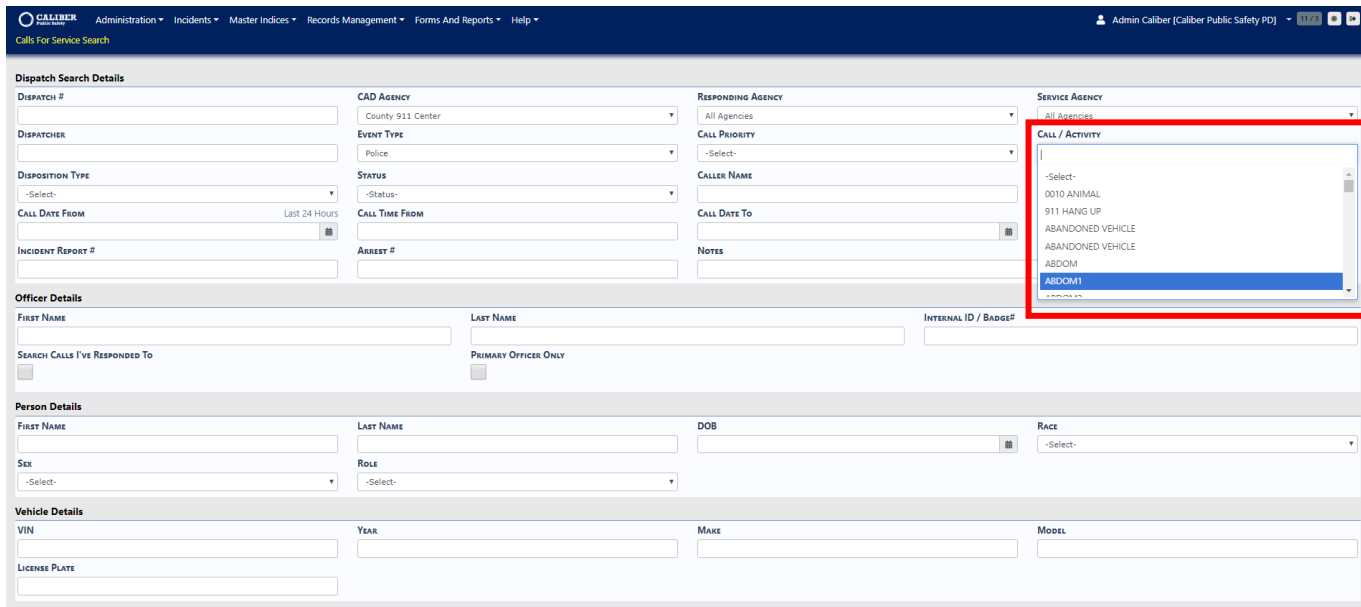


Figure 46: Incident Report - Search by one or many Incident Report Types

Calls for Service Search Enhancements

Easily search by one or more CFS Call / Activity types. Search results will return CFS records that match at least one of the selected call / activity type.



The screenshot displays the 'Calls for Service Search' interface within the CALIBER Public Safety Online RMS PRB. The form is organized into several sections:

- Dispatch Search Details:** Includes fields for Dispatch #, Dispatcher, Disposition Type, Call Date From, Incident Report #, CAD Agency, Event Type, Status, Responding Agency, Call Priority, Caller Name, Call Date To, and Notes.
- Officer Details:** Includes fields for First Name, Last Name, Internal ID / Badge#, and checkboxes for 'SEARCH CALLS I'VE RESPONDED TO' and 'PRIMARY OFFICER ONLY'.
- Person Details:** Includes fields for First Name, Last Name, DOB, Sex, Role, and Race.
- Vehicle Details:** Includes fields for VIN, Year, Make, Model, and License Plate.

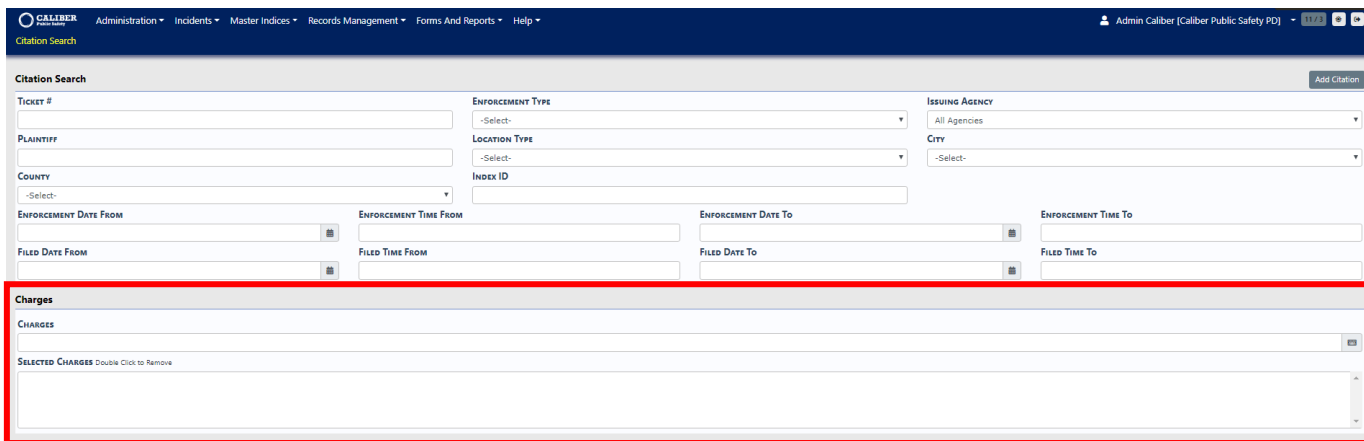
A red box highlights the 'CALL / ACTIVITY' dropdown menu, which is open and showing a list of call types. The list includes:

- Select-
- 0010 ANIMAL
- 911 HANG UP
- ABANDONED VEHICLE
- ABANDONED VEHICLE
- ABDOM
- ABDOM1

Figure 47: CFS Search by Multiple Call / Activity.

Citation Search Enhancements

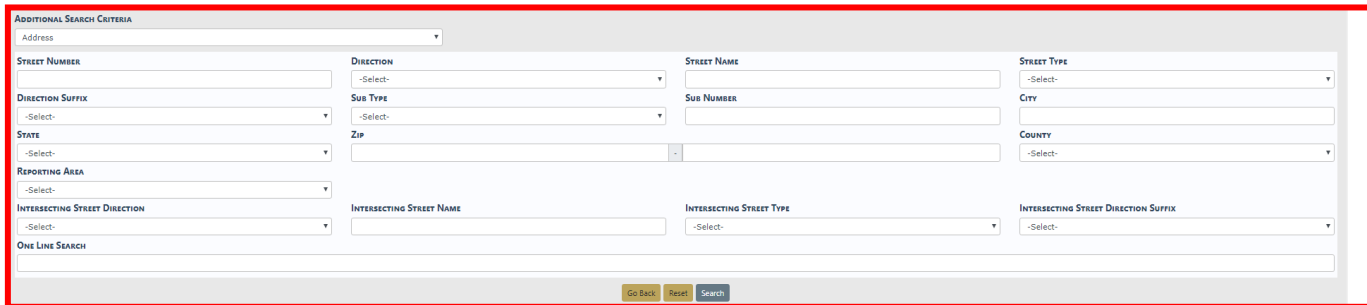
Improved searching for citations by citation charges and by the citing address will simplify finding citations for viewing or exporting search result for data analysis.



The screenshot shows the 'Citation Search' interface. The top navigation bar includes links for Administration, Incidents, Master Indices, Records Management, Forms And Reports, and Help. The user is logged in as 'Admin Caliber [Caliber Public Safety PD]'. The 'Citation Search' section contains several filters: Ticket #, Plaintiff, County, Enforcement Date From/To, Filed Date From/To, Enforcement Type, Location Type, Index ID, Issuing Agency, and City. Below these filters is a 'Charges' section, which is highlighted with a red border. This section includes a 'CHARGES' list and a 'SELECTED CHARGES' area with a 'Double Click to Remove' instruction.

Figure 48: Citations - Search by one or more Citation charges.

Search by citation address to view citations issued on a specific Street, city, zip code, reporting area, or intersection. Select Additional Search Criteria – Address.



The screenshot shows the 'Additional Search Criteria - Address' section, which is highlighted with a red border. It contains a grid of search filters: Address, Street Number, Direction, Street Name, Street Type, Direction Suffix, Sub Type, Sub Number, City, State, Zip, County, Reporting Area, Intersecting Street Direction, Intersecting Street Name, Intersecting Street Type, Intersecting Street Direction Suffix, and One Line Search. At the bottom, there are 'Go Back', 'Reset', and 'Search' buttons.

Figure 49: Citations - Additional Search Criteria - Address.

APPENDIX: 11.0.0 PRODUCT CHANGE NOTICE (PCN) - DETAILED JIRA LISTING
TABLE A: RELEASE ENHANCEMENTS AND PRODUCT SOFTWARE ISSUE RESOLUTIONS

This table contains major product software issue JRAs resolved in the 11.0.0 release along with product enhancement JRAs.

JIRA #	Client Ticket #	Summary	Type of Issue	Functional Documentation
IA-3046	TTI108756 TTN111076	Rewrite Collapse - Address (Part1)	Enhancement	Software modification to add Sub Type and Sub Number as optional filters when a user chooses to search for duplicate addresses by "Specify Address Details".
IA-59947	174008	Search Screen Consistency - Initiate search with Enter Key	Enhancement	Software modification to initiate search when hitting the enter key. For consistency with other search pages searching by hitting the Enter key on the keyboard is now available for: <ul style="list-style-type: none"> - Inventory Management Search - Civil Process - Search - Tow/Impound - Search
IA-60238	N/A	Field Arrest Search - error when apostrophe is used in search fields	Enhancement	Software modification to accept an apostrophe in the search fields when searching for a field arrest.
IA-60489	338364	Citations : Adding Citation/Enforcement without ticket #	Enhancement	Software modification to add a new flag to CITATION_TYPE_CODES which determines whether to require a ticket number when adding/updating a citation. If REQ_TICKET_NUM_FLAG is set to "Y" then a ticket number will be required when adding/updating a citation (previously this was the default). If the flag is set to "N", a ticket number is not required when selecting that enforcement type.
IA-60512	00337401 00361494 00364781	Approval Process - Add the ability to tag issues that need correction	Enhancement	Software modification to allow Supervisors the ability to add disapproval comments under each

				<p>section of a report to offer explanation to the reporting officer on what needs to be corrected.</p> <p>A single button streamlined disapproval action is now supported where the approving supervisor is taken to the incident summary page. Click Approval Utilities to view previous entered comments, incident warnings, or search the offense glossary. Disapproval comments are available for the Incident Header, Offenses, Names, Property And Vehicles, Attachments, and Narrative sections.</p> <p>User's receiving a disapproved report are now required to acknowledge all disapproval comments before resubmitting a report for approval.</p>
IA-61409	N/A	Enhance Address Alert Search Web Service to Include person involved for Field Contact	Enhancement	<p>Enhancement to the Address alert web service to include field contact involved parties when making a request for an address. The existing web service offered involved person alerts for Warrants, Incidents, Arrests, Court Papers, and now Field Contacts.</p>
IA-61713	N/A	Day/Night Mode: Apply night mode to Incident Wizard icons on Header tab	Enhancement	<p>New 11.0 UI modernization resolved this issue. The incident wizard link now respects the day / night mode.</p>
IA-61795	345669	Custom Forms - Transferred user can't approve already forms pending review	Bug/Defect	<p>Software improvement to allow users that were transferred to an agency after a form review request was sent, to now review/reject a form if the user meets the role/agency requirements. This change applies to all form review requests submitted after the 11.0 release.</p>

				<p>Prior submissions will need to be approved by a user that has supervisor access prior to the form review request.</p> <p>Important notes for this modification:</p> <ul style="list-style-type: none"> -When submitting a form you must select at least 1 role. - When determining if the user can review/reject a form the logic evaluates the user's current agency with the agency selected when the form review request was submitted.
IA-61832	345985	Field Arrest : Delete Log - Add new search criteria for agency	Enhancement	<p>Software modification to Agency Code LOV to the Field Arrest Search Delete Log page. Searching on a parent agency in a multi-tiered organization will return search results for all agencies under the parent organization.</p>
IA-61981	N/A	Auditing - Add the ability to see every time a user ID has logged into system	Enhancement	<p>Software enhancement to add a new permission category AUDIT_LOGIN_QUERY. This permission is given to DBA and SYSTEM_ADMIN roles for initial deployment. The permission gives the ability to view Login Audits via the Auditing page.</p>
IA-62843	351576	Incident - Property Value field label update	Enhancement	<p>Changed the label for the value field on the incident property and incident vehicle pages to Stolen/Damaged/Recovered Value (\$) which reflects the purpose of the field more.</p>
IA-63403	353359	Judges - need to be able to add and deactivate judges in the application	Enhancement	<p>Software enhancement to allow the deactivation of a Judge name in the Judge's List of values (LOV). Sign in as any user who has the ability to access and edit Agency Settings, and/or view RMS Tables in Administration.</p> <p>Navigate to Administration ></p>

				Agencies > Edit any Agency > Agency Settings. In the Other Tables section on the right, there should now be a link to Judges, as well as a count of how many Judges are currently present in the table. Select the action button to edit records and add or deactivate a Judge record.
IA-63746	352234	Incident Report - Add ability to download attachments in bulk	Enhancement	Software enhancement to select attachments in mass for downloading from an incident report. The ability is available on the "File and Image Attachments" of the Incident Summary tab or on the Attachments tab, as well as any other area the incident attachment list may appear.
IA-64171	357529	Field Arrest : Custom Form - Remove fields from Charge/Bond Information form	Enhancement	Software modification to remove fields labeled "Bond Amount" and "Bond Type" that appear when printing a custom form associated to a field arrest. The information was not populated when printing in the header area however is printed in the bottom section under Charge/Bond Information.
IA-64974	#N/A	MICR DATASET Page Order by Dataset descending	Bug/Defect	Usability improvement to order the datasets appearing on the Michigan MICR (NIBRS) dataset management page by most recent dataset first.
IA-64322	358623	Master Names - SSN/DL Duplication Warning	Enhancement	A software modification was added to the 10.31 Add Person page to alert of a duplicate person when entering a SSN or DLN that exists for a previously entered person.
IA-65080	311093	Custom Forms - Create a permission to change form status regardless of agency in multi-tier agency	Enhancement	Software enhancement to add new permissions to manage custom forms in a multi-tiered agency configuration. - Schema Level Permission -User Forms - Open Any Form For Edit -

				<p>bypasses the Restrict edit feature on forms (checkbox on form template edit page)</p> <ul style="list-style-type: none"> - Org Level Permission - New Permission Category and Permission added "User Forms - Open a Form For Edit at Org Level" -Allows user to open forms for edit if the form is in the user's Org -Added to OFFICER_SUPERVISOR, DBA, and CID_SUPERVISOR roles out of the box - Agency Level Permission - Renamed Permission Category "User Forms - Open a Form For Edit" to "User Forms - Open a Form For Edit at Agency Level" - Allows user to open forms for edit if the user's default agency is the same as the form agency <p>IMPORTANT notes:</p> <ul style="list-style-type: none"> - Restrict Edit Feature on forms restricts the forms from being opened up by anyone other than the creator or person with Schema level permission listed above. - The Change status link will not display if the form is in initial or Disapproved status. - When changing Custom form templates the changes will apply to forms made from that point on, not form instances that already exist.
IA-65088 IA-67323	337395	Incident Reports - Allow searching by multiple Incident Types	Enhancement	<p>Software enhancement to allow searching for incidents reports by selecting multiple incident report types and searching using a grouping of offenses. Offense groups are configured from the Offense Admin page.</p>

IA-65153	N/A	MICR - Encrypt Credentials	Engineering Enhancement	Encrypt credentials for Michigan MICR web service.
IA-65158	362821	Vehicle & Organization Collapse - Enhancement	Enhancement	Software workflow improvement - When completing a collapse for vehicles and organizations, using the "Specify Details" search option, the "Perform Another Task" button will take the user back to the Search Vehicle/Org Matches page where the previous filtered criteria is maintained.
IA-65398	00356112 00356441 00357210 00360333	Citations - Search Enhancement to include Custom Fields	Enhancement	Software enhancement to offer searching citations by custom fields existing added to the citation record.
IA-65437	N/A	Upgrade to jQuery 2.x (or 3 if Angular Allows)	Engineering Enhancement	Technology Upgrade.
IA-65459	348762	eTicket to Citations - Interface from eTicket is not transferring over Lat/Lon	Enhancement	Interface enhancement for Indiana ECWS citation interface. The interface will now upload latitude and longitude if available when creating a new address or matching an existing address with no latitude and longitude present.
IA-65486	N/A	KIBRS Transfer ATN from RMS to KIBRS portal	Enhancement	Software interface enhancement for Kansas KIBRS reporting. This enhancement implements an incident validation to alert users to add an ATN to an incident report where an offender is listed as an Offender. The ATN will now be written to the KIBRS submission file.
IA-65495	N/A	KIBRS request to transfer description of articles and quantities from RMS to Portal	Enhancement	Software interface enhancement for Kansas KIBRS reporting. This enhancement will now include the property description details for property items included in the KIBRS submission file.
IA-65537	N/A	KS-IBR - Translate Victim Type of L to I	Configuration	Software interface enhancement for Kansas KIBRS reporting. This enhancement will now translate the victim type of L - Law Enforcement to I - Individual. KIBRS does not support the FBI

				NIBRS LEOKA submission standard.
IA-65588	N/A	Incident - Citation: open up advance search for officer to show all officers	Enhancement	Software enhancement to search all agencies when adding an officer to an incident report or citations.
IA-65697	N/A	Create NEBRASKA TRACS to Online RMS Interface	Configuration	New eCitation interface to translate Citation data from the Nebraska State TRACS system to load into the Online RMS citations module.
IA-65757	366396	Attachments - Investigate option to save orientation of the Image when uploading in Online RMS.	Enhancement	Software enhancement to add an image editor when uploading an image. The image editor offers the ability to rotate and crop the image.
IA-65809	00366837 00374057	Citations - Add ability to search by address where citation issued and charges	Enhancement	Software enhancement to allow searching for citations by citations charge and citation address.
IA-65811	366836	Incident - Allow searching by offense groupings	Enhancement	Software enhancement to allow searching for incidents reports by selecting multiple incident report types and searching using a grouping of offenses. Offense groups are configured from the Offense Admin page.
IA-65827	367017	% Wild card search is not working correctly with solar search for Permits.	Bug/Defect	Software improvement to allow wild card searching for Permit number.
IA-65881	N/A	Highlight offenses that haven't been visited when importing a FA	Enhancement	Software enhancement to improve usability and awareness of offenses imported from a field arrest that do not have NIBRS data completed. Offenses that require NIBRS details will display, a red exclamation mark in the first column of the offense list.
IA-65893	N/A	Fleet Vehicle - Custom Forms	Enhancement	Software improvement to allow the association of custom forms to fleet vehicles.
IA-65894	N/A	Address Collapse - Add Intersections	Enhancement	Software improvement to find duplicate intersection related addresses. The Intersecting Street Name has been added to the optional filters on the address

				collapse pages. This includes the match by group page and the main address collapse page
IA-65912	N/A	Personnel Management Configuration - Finish Usage of new Config Page Generator	Enhancement	Software improvement for Admins to manage personnel management code tables.
IA-65923	N/A	Install table Entry for Release 11.0.0	Configuration	Software version update.
IA-65926 IA-66151	368335	One line address search is too restrictive	Bug/Defect	Usability improvement to support the inclusion of City in the Address One Line Quick Search. Also added user help text after the Address Quick Search label to inform user what information can be searched on (Street #, Direction, Street Name, Street Type, and City. Entering other information will not return a match. The search logic was originally coded to not consider City to improve matching logic. The logic has ended up being too restrictive and does not return a match if a user enters information for City.
IA-65941	367648	Personnel Management - Have Active Status default to "Active"	Enhancement	Software improvement to default employee status to "Active" when searching personnel management.
IA-65947	367477	Tow/Impound - Remove Comments from printed report	Enhancement	Software improvement to add a new print option for Tow Impound reports. The print option will hide or print towing comments entered for the Towing section on the Impound page. The print option is called 'Towing Comments' and is defaulted to off. Enabling this print option will display the 'Comments' field in the 'TO BE PREPARED BY IMPOUNDING OFFICER' section of the printed report.
IA-65989	367732	Add Index ID field to search on Organization Collapse	Enhancement	Software improvement to streamline Organization / Business collapses. When choosing to search for a duplicate organization

				/ business to collapse, user can now search using the record Index ID.
IA-65990	367732	Add Index ID field to search on Vehicle Collapse	Enhancement	Software improvement to streamline Vehicle collapses. When choosing to search for a duplicate vehicle to collapse, user can now search using the record Index ID.
IA-66104 IA-66105 IA-66106	N/A	Indiana Bureau of Motor Vehicles STARS to Online RMS Interface - Person	Enhancement	New RMS system interface for Indiana Bureau of Motor Vehicles STARS system. The interface supports searching STARS for person and vehicle records and importing data to Online RMS to eliminate redundant data entry.
IA-66135	368369	Master Indices : Address - Allow interface to update missing Lat/Lon on Saved addresses	Enhancement	Interface software improvement for sites with a CAD spill interface creating case / incident reports in Online RMS. A new CAD interface maintenance value of GEO_CODE_ADDRESS can be set to 'Y' to cause update an existing address in Online RMS with latitude and longitude from CAD if the latitude and longitude are null for the matching address in Online RMS. This only applies to addresses for case reports created from a CAD spill.
IA-66202	368335	Person Search : Warrants - Extradition section not being displayed	Bug/Defect	Software modification to display Warrant extradition information when viewing warrant from Person Search Results.
IA-66529	370081	Incident Report : Add Property - Change the label below Property Damage field to Damage Description	Enhancement	In responses to several client requests, the label on the Incident property page under the field for Property Damage has been updated to read "Damage Description".
IA-66698	368767	Add Evidence Page - add Occurrence Date/Time	Enhancement	Usability improvement to add the incident summary details to the top of the evidence to assist users with seeing dates and times needed for evidence entry. If

				entering an evidence date and time prior to the occurrence date and time, the occurrence date and time will display in the error validation text to remind the user of the time.
IA-66746	371043	Training - Allow Minimum Hours field to accept decimal value	Enhancement	Software improvement to allow the training minimum hour's field to accept a decimal value.
IA-66798	371375	Fleet Mgmt. - Prevent user from adding an ending mileage over a certain amount	Enhancement	<p>Software improvement to check mileage entry for common user errors.</p> <p>1 - Officer Assignment Start Mileage - If start mileage is entered AND the vehicle has a current mileage above 0, added a validation that start mileage is greater than the current mileage and start mileage is not more than 10,000 miles more than the current mileage.</p> <p>2 - Officer Assignment End Mileage - Checks 'start mileage' against entered mileage. If there no start mileage, the logic uses the vehicle mileage as the current mileage. If end mileage is entered AND the 'current mileage' is above 0, added a validation that end mileage is greater than the current mileage and end mileage is not more than 10,000 miles more than the current mileage.</p> <p>3 - Add Fuel / Oil Record - Validation to check if mileage entered is greater than the current mileage and that the mileage is not more than 10,000 miles more than the current mileage.</p>
IA-66832 IA-67187	N/A	Image Upload Feature	Enhancement	An "Image Library" feature is now available to save officers time by allowing the uploading of one or

				more images directly from a mobile device to a personal RMS image library for the user. The images are available to easily import into an incident report, field arrest, and master person records.
IA-66846	361671	Master Indices : Person - Remove the Role count from table when put in Security Group	Enhancement	Software Improvement to modify the logic for calculating the Offender count in the 'Incident by Role' grid on the master index person view summary and view details pages to NOT include incidents that the user does not have access to view and NOT include expunged incidents for the offender unless the user has permission to view expunged records.
IA-66865	371870	Number of Premises QA does not appear on Offense after approved	Enhancement	Software improvement to display the NIBRS number of premise question for burglary offenses from a rental storage to display the question on the offense details page rather than a subsequent page.
IA-66884 IA-65909	372033	Evidence - Transfer from Officer A to Officer B not shown in Evidence Review	Bug/Defect	Software improvement to display items of evidence that have been transferred to a user in the user's "My Recent Activities – Evidence Review".
IA-66946	372289	Fleet Mgmt. - Add decimal to Vehicle Purchase Price	Enhancement	Software improvement to allow the Vehicle Purchase price for Fleet vehicles to accept a decimal value.
IA-66951	372346	Tow/Impound - Release Comments Field enhancements	Enhancement	Software improvement to Tow Impounds. New Print Options Supported. 1 - "Release Comments" - Selecting 'Release Comments' automatically selects 'Tow Release' print option. This will print the release comments for each vehicle hold that is released.

				2 - "Tow Release" - Unselecting 'Tow Release' automatically unselects "Release Comments". Release comments can only be selected with the Tow Release option. 3 - Added comments to the tow log entries for the following actions: - Add Hold - Release Hold - Submit Impound for Approval - Reject Impound Approval
IA-66955	372363	Master Indices : Person - Add ability to add mug shot from Add Person screen	Enhancement	Usability improvement to add a person photo from the person quick entry page when added a new person record.
IA-66957	N/A	Incidents - Clandestine Labs / Marijuana Page Updates	Enhancement	Software improvement for marijuana labs and clandestine labs pages for Texas TIBRS reporting. When a drug offense is added to a report and marijuana or another drug type is associated to the offense, the user has the option to add a Marijuana Fields Seized or Clandestine Lab Seized record. Once added, the user may view, edit, or delete the record, but can no longer add 'additional' records.
IA-67057	N/A	Field Arrest - Saved Twice	Bug/Defect	Software improvement to prevent users on slow connections from clicking the Field Arrest Save button multiple times and possibly creating a duplicate field arrest.
IA-67027	372291	Field Arrest - Add ability to add multiple offenses at once	Enhancement	Software improvement to allow charges be added to a field arrest in mass.
IA-67163	373248	Incident Report - Victim appeared on report where did not belong and not removable	Bug/Defect	Software modification to protect the integrity of incident reports. The exact issue could not be reproduced. The software code

				was updated to prevent this situation from ever occurring.
IA-67193	N/A	Change Online RMS Copyright Date To 2019	Enhancement	Updated copyright information to 2019.
IA-67203	373657	Evidence - Increase number of records to Audit to three digits	Enhancement	Software improvement to allow evidence audits with more than 99 items.
IA-67230	N/A	Improved label for relating an offense to a victim	Enhancement	Usability improvement to change the label from Offense(s) to "Select Offense(s) Against This Victim" for the Victim Offense section of the incident report.
IA-67233	N/A	Add Calls for Service Dates and Times to Narrative Quick Reference	Enhancement	<p>Usability improvement to allow Calls For Service dates and times within the incident report narrative quick reference tool. Officers can now select from</p> <ul style="list-style-type: none"> - The incident occurrence date/time. - The call date for each CFS record on the incident as well as dispatch/on scene/clear times for any officer that was on that dispatch. <p>When select the date/time will be pasted into the narrative.</p>
IA-67235	N/A	Allow Orgs to turn off the quick entry fields for offenses	Enhancement	Software configuration setting to turn-on/off a quick entry option on the incident offense detail page to display a quick entry option for a common value in the list.
IA-67277	N/A	CFS Search by multiple call types	Enhancement	Software improvement to allow users to search for Calls for Service records in RMS by selecting multiple call types. The search will return CFS records that have a call type in the selected call types for the search.
IA-67293	374010	Personnel Management - Certifications Expiration Date in error	Bug/Defect	Software modification to improve searching by 'Date of Info' and 'Expiration Date' for personnel training certification records.

IA-67323	N/A	Admin - Offense Groups Admin Screen	Enhancement	<p>Software Enhancement to search for incidents by a grouping of offenses. Administrators can configure offense groups by selecting Administration -> Tables -> RMS Tables -> Offense Group Codes</p> <p>This new page lists all the existing offense groups. Admin users can add/edit/delete the offense groups. Add/edit dialog allows user to enter the group name (required), agency, and select one or many offense codes to add to the group.</p> <p>Use the auto complete to select offense to add to the offense grouping. Offense groupings display in the additional search criteria – offenses. The offense groups list of values display groups that have no agency assigned OR groups within the user's agency or a parent agency of the user's agency.</p>
IA-67328	374129	Vehicle Collapse - Case of letters in VIN affects search results	Bug/Defect	Software modification to improve the searching of vehicles by VIN numbers for collapsing.
IA-67332	374075	NIBRS XML - Create setup to transfer XML data to ISP portal web service	Engineering Enhancement	Web Service to support sending XML submissions to the State of Indiana's NIBRS XML portal.
IA-67361	374264	Modify Procedure - EJS_SEARCH_CIT_PERSON_SP	Bug/Defect	Software modification to eliminate duplicate returns for citation searches.
IA-67386	374333	Caution Codes - Unable to Edit a Caution Code	Bug/Defect	Software improvement to allow the edit of caution codes for users having access to enter restricted cautions codes.
IA-67410	N/A	Turn on Narrative Quick Reference	Configuration	<p>Enabled the Narrative Quick Reference feature for all users.</p> <p>The narrative quick reference tool allows users to view people, vehicles, property, and CFS information when typing the</p>

				narrative and selecting to import text into the narrative to reduce typing and potential typing errors.
IA-67413	374433	Error printing Inventory / audit	Bug/Defect	Software modification to resolve an issue with printing the inventory audit report.
IA-67512	374868	Incident Report - Add Warrant info to Arrests section on Summary tab	Enhancement	Usability improvement to display warrant charge information on the incident report in the associated field arrest grid, charge display section.
IA-67709	N/A	Update Copyright information in Online RMS Footer	Configuration	Update Company information in Online RMS Footer.
IA-67739	N/A	Turn off browser auto-complete for multi-selects across the application	Enhancement	Usability improvement to turn off browser auto-complete text ability when typing in multi-select LOVs.
IA-67741	N/A	Change Manage Front Screen Layout wording	Enhancement	Usability Improvement to update the wording for the Manage Front Screen Menu to "Manage Home Screen".
IA-67742	N/A	Visualization: change person icon to gender neutral	Enhancement	Updated Icon for person visualization tool to be gender neutral.
IA-67752	N/A	Tow/Impound - Submit for Review Issue	Bug/Defect	Software modification to improve error checking when submitting a Tow Impound for review. The error checking logic was combined into one process to eliminate false errors.
IA-67812	N/A	Turn on breadcrumbs for all users in the system	DevTask	Turn on breadcrumbs for all users in the system.
IA-67819	N/A	Change Jail Tracker API URL & Auth	Configuration	Updated API URL and Authorizations for sites with integration to Caliber/Harris Jail Tracker application.
IA-67870	N/A	Charge Code Performance	Performance	Software modification to make the charge code configuration page more performant.

--END--